



Quick to stitch
SCHOOL GIFTS

£1,068
in prizes to
be won!*

*UK ONLY



2 FREE GIFTS
Handy cross stitch tips book
PLUS bonus bookmark chart!

www.cross-stitching.com

Cross Stitch CRAZY

For cross stitch
addicts just like
YOU!



Vintage style
Impress with pretty florals



Make a wish!
Spread some fairy magic



EXCLUSIVE
THE MARCH HERRICK
COLLECTION LIMITED

Summer fun

Stitch these happy-go-lucky kitties today!



**Cute cards for
first occasions**



**Try this fab
folk art abc**



**Oh-so-easy
finger puppets!**



**Create sweet
seasonal gifts**

September 2015/
Issue 206 £4.99
IMMEDIATE
MEDIA



All our cross stitch patterns are exclusively designed or converted by us. We don't buy anything in!

Your choice of payment method



Personalised Coat of Arms Cross Stitch

Simply let us know the surnames you wish to have and we will research the crest and colours and create the design for you.




7" x 10"
14 hpi

Full Kit £25.00
Chart Only £15.00

Wedding Coat of Arms Sampler

Terry Philip + Elizabeth Claire




16" x 12"
14 hpi

Full Kit £45.00
Chart Only £25.00

NEW DANCE THEMED CROSS STITCH DESIGNS



8" x 10", 14hpi
CHART £5.00 KIT £15.00



9" x 12", 14hpi
CHART £5.50 KIT £17.00




8" x 10", 14hpi
CHART £5.00 KIT £15.00



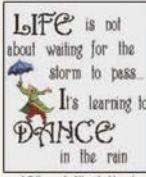
8" x 10", 14hpi
CHART £5.00 KIT £15.00



8" x 10", 14hpi
CHART £5.00 KIT £15.00



8" x 12", 14hpi
CHART £5.50 KIT £16.00



12" x 14", 14hpi
CHART £6.00 KIT £18.00



8" x 10", 14hpi
CHART £5.00 KIT £15.00

NEW RAF SQUADRON BADGES



6" x 8"
14 hpi

Full Kit £20.00
Chart Only £10.00

Choose your squadron and we will design the cross stitch from the official badge for that squadron, including the motto.

NEW ROYAL NAVY SHIP CRESTS



6" x 8"
14 hpi

Full Kit £20.00
Chart Only £10.00

Choose your Royal Navy ship and we will design the cross stitch from the official badge for that ship.

NEW WORLD LANDMARKS



Sydney Opera House
7.6" x 3.5", 14hpi
Marbled Blue Aida
CHART £5 KIT £10



Route 66
6.0" x 4.0", 14hpi
White Aida
CHART £5 KIT £10



Las Vegas
10.0" x 8.5", 14hpi
White Aida
CHART £5 KIT £15



Taj Mahal
11.0" x 7.0", 14hpi
Marbled Blue Aida
CHART £5 KIT £15

PHOTO CHARTING SPECIALISTS

Convert a favourite photo into a cross stitch chart or kit.

We have been photo charting for many years, with thousands of designs under our belts.

Your choice of size and fabric count



Find Us On



EliteDesignsUK EliteDesigns_UK

INTERNATIONAL ORDERS WELCOME, AIRMAIL P&P £5.50



01536 721231



info@elite-designs.co.uk

Meet the team

Look out for these friendly faces inside *Crazy* – they're all mad about cross stitch, too!



Steph Maskery

Art Editor

This month...

"I've already made a start on the pretty floral cushion on page 28!"



Rachel Nott

Production Editor

This month...

"My kids'll have hours of fun playing with the puppets on page 68"



Rachel Bullen

Designer

This month...

"Emma Congdon's gorgeous folksy abc on page 45 is just my style"



Anne MacGregor

Senior Technical Editor

This month...

"There's some of my top tips inside the free book, so I hope it's helpful!"



Sarah Heys

Charting Editor

This month...

"I love making my own jam, so the sweet labels on page 61 are ideal"



Fiona Baker

Charting Editor

This month...

"The 'new' cards on page 54 will definitely come in handy, plus they're so cute!"

Contact
crazy

www.facebook.com/crossstitchcrazy

www.twitter.com/crazy_magazine

www.cross-stitching.com

0117 314 8360 Fax 0117 934 9008

Cross Stitch Crazy

Immediate Media Company Bristol Ltd,
2nd Floor, Tower House, Fairfax Street,
Bristol BS1 3BN

Download our app!

Take *Crazy* with you wherever you go! Visit the app store on iTunes, Google Play, Amazon or Zinio to download our digital issues today.



NEVER MISS AN ISSUE!

Welcome...



...to September's issue of *Crazy*. As usual, we've filled the mag with fab designs for all stitchers, whether you're brand new to this fantastic hobby, or have a must-stitch list as long as your arm! However experienced you are though, you're sure to find the free expert tips book

handy – you can put them into practice while stitching your bonus bookmark chart!

Inside, we're thrilled to bring you the most summery Margaret Sherry design on page 12 featuring a cute cat family, as well as a magical fairy scene on page 38. And, if they're not sweet enough for you, how about the oh-so-pretty jam labels on page 61, perfect for those seasonal baking sessions?

Plus, you'll find a stunning vintage-style floral cushion on page 28, a beautiful folksy abc on page 45, and a colourful set of back-to-school gift ideas on page 20. Start stitching today to get an A for effort! Those of you with little ones should also turn to page 68 for a set of pirate finger puppets – guaranteed to keep them occupied over summer!

Chelle x



SAVE WHEN YOU SUBSCRIBE to the digital edition

Download on the App Store

GET IT ON Google play

Available on amazon apps kindle fire

zinio™

TURN TO PAGE 32 TO FIND OUT MORE



Inside...

Your September issue of *Crazy*



8

EXCLUSIVE!



10

© The Margaret Sherry Collection 2015



45



38

MustStitch

- 8** **Your free gifts**
An expert tips book plus a pretty bookmark chart
- 10** **Exclusive**
Explore the outdoors with Margaret Sherry's cats!
- 19** **Celeb stitch**
Stitch *Downton Abbey* star Elizabeth McGovern

- 20** **50 gift ideas**
Fun motifs to stitch kids for the new school term!
- 28** **Stitch with**
Recreate Maria Diaz's classic floral cushion
- 34** **Crazy for...**
...frogs! Stitch these quirky characters today
- 38** **Special**
Add some magic to your life with this fairy scene
- 45** **One nighters**
This decorative folk-art abc is totally on trend!

- 54** **Weekend**
Send love with cards for 'new' occasions
- 61** **Simply 7**
A selection of seasonal jam labels – yummy!
- 68** **Crazy kids**
Colourful pirate finger puppets that kids'll love
- 76** **Challenge Lucie...**
...with your very own personal chart request!

20



19



68



*Free gift available with print edition only

YOUR FREE GIFT*

301 EXPERT CROSS STITCH TIPS BOOK

PLUS BONUS BOOKMARK CHART

54



28



61



MustRead

- 7** **Reader panel**
Get to know three readers
- 14** **Letters**
Fellow stitchers' finishes
- 36** **Making up inspiration**
Try out a new technique!
- 43** **Stitch and chat**
Must-read stitchy gossip

- 51** **Crazy's Angels**
Stitching dilemmas solved
- 59** **Join us online**
All the latest websites, blogs and online posts!
- 65** **Meet Mr X Stitch!**
Get to know more about this super-cool stitcher
- 74** **Track it down**
Challenge Sherlock Anne with your requests!

- 80** **Guidelines**
Learn to cross stitch with a handy beginner's guide

MustWin

- 73** **Enter to win**
£1,044 in prizes up for grabs with four giveaways!
- 82** **Teabreak**
Solve our puzzle and you could be a winner

MustBuy

- 26** **Must haves**
Fab new stitchy buys
- 32** **Subscribe to Crazy...**
And pay just £2.99 an issue!
- 53** **Back issues**
Complete your collection
- 78** **Next month**
Coming up in issue 207

£1,044
OF PRIZES TO
BE WON!

73



Order your copy today!

The best fantasy designs to stitch & treasure

NEW

Ultimate CrossStitch Fantasy

Only £7.99 incl p&p



Ultimate CrossStitch Fantasy

Vol 6 2015 £7.99

173 charts FOR ONLY £7.99



DESIGNS YOU'LL WANT TO STITCH TODAY

- * Fairyland * Fantasy kingdom * Alphabets * Dragons
- * Enchanting home ideas * Cards * Magical gift ideas



Joan Elliott unicorn



Sentiments afghan



Floral fairies



Spirit of spring



In the garden



IMMEDIATE MEDIA
9 772052 690003
ULTIMATE CROSS-STITCH
VOL 6 2015

Ultimate Cross Stitch Fantasy is a beautiful collection of designs that celebrate the magical world

There are over 170 inspiring projects in this special issue, from quick-stitch motifs to stunningly detailed scenes

Inside this issue:

- * Designs for every level of cross stitcher, from beginner to advanced
- * Charts by the world's best cross stitch designers and artists
- * Beautifully photographed projects
- * Clear charts and keys with both colour and symbols



Includes designs by

- * Joan Elliott * Lesley Teare
- Lucie Heaton * Adam Pescott
- * Debra Page * Maria Diaz
- * Susan Bates *and more!*

The best fantasy designs - yours to treasure forever!

Order your copy now!

CALL 0844 844 0388 and quote 'ULTFAN'

ONLINE www.buysubscriptions.com/craftspecial

Lines open weekdays 8am to 8pm and Saturday 9am to 1pm.

Overseas please call +44 (0) 1795 414 676 EUR price £10.99, ROW price £11.99. All prices include p&p.

CrossStitch crazy

EDITOR Yvette Streeter
yvette@cross-stitching.com
ART EDITOR Steph Maskery
PRODUCTION EDITOR Rachel Nott
rachel.nott@cross-stitching.com
DESIGNER Rachel Bullen
SENIOR TECHNICAL EDITOR
Anne MacGregor
CHARTING EDITOR Fiona Baker
CHARTING EDITOR Sarah Heys
PHOTOGRAPHY Steve Sayers
MODEL www.istockphoto.com
CONTRIBUTORS Jenny Barton, Poppy Benner,
Emma Congdon, Maria Diaz, Helen Dorritt,
Lucie Heaton, Durene Jones, Carol McCormick,
Rhona Norrie, Heather Nugent, Rhys Reed,
Jayne Schofield, Margaret Sherry,
Lesley Teare, Sarah Trevor
GROUP ADVERTISEMENT SALES MANAGER
Penny Stokes
SENIOR BRAND SALES EXECUTIVE
Anna Summerson ☎ 0117 314 8326
anna.summerson@immediate.co.uk
JUNIOR DIRECT MARKETING EXECUTIVE
Kate Jones
PRODUCTION DIRECTOR Sarah Powell
PRODUCTION MANAGERS
Emma McGuinness, Siân Rodgers
BUYING TEAM
Paul Torre, Corinne Mellerup,
Karen Flannigan
PUBLISHING DIRECTOR Cath Potter
CHAIRMAN Stephen Alexander
DEPUTY CHAIRMAN Peter Phippen
CEO Tom Bureau
MANAGING DIRECTOR Andy Marshall
HEAD OF LICENSING & SYNDICATION
Joanna Marshall
DISTRIBUTION
Dovetail Services
PRINTED IN ENGLAND BY
William Gibbons
REPROGRAPHICS
Tony Hunt, Chris Sutich

For all UK subscription orders enquiries,
back issue and binder sales please call
☎ 0844 844 0385 or email
crossstitchcrazy@servicehelpline.co.uk

To subscribe online log on to
www.buysubscriptions.com/crazy
For overseas subscriptions please
call ☎ +44 (0)1795 414 676 or email
crossstitchcrazy@servicehelpline.co.uk

Annual subscription rate for 13 issues:
UK £47.69, ROI £54, Europe £54 and
rest of world £69.

We are happy for you to photocopy our charts
as long as it is for personal use only. No
part of the magazine may be resold without
permission. Do photocopy subscription, mail
order coupons and competition entry forms
(one per reader please).

Cross Stitch Crazy is published by:

**IMMEDIATE
MEDIA
Co**

Formerly BBC Magazines, Origin Publishing and Magicalia

Immediate Media Company Bristol Ltd,
2nd Floor, Tower House, Fairfax Street,
Bristol BS1 3BN
Tel: 0117 927 9009 Fax: 0117 934 9008



**16,960 combined print and
digital total (1st January
-31st December 2014)**
www.abc.org.uk

Immediate Media Company Bristol Ltd is dedicated
to producing the very best consumer specialist
interest magazines, edited and designed to inform
our readers, enhance their lives and give them the
best value for money possible. Please visit
www.immediate.co.uk for details of our other
publications. We take great care to ensure all
elements of Cross Stitch Crazy are accurate. However,
we accept no liability for any misprints or mistakes
that appear in this magazine. All prices quoted are
correct at the time of going to print.

© Immediate Media Company Bristol Ltd

Immediate Media Company Bristol Ltd is working
to ensure that all of its paper is sourced from
well-managed forests. This magazine can be recycled,
for use in newspapers and packaging. Please remove
any gifts, samples or wrapping and dispose of it at
your local collection point.



Over to you...

These stitchers are this month's reader panel stars, so keep an eye out for their comments throughout the issue!



Sandra Cron
New Zealand

How cross stitch crazy are you?

Well, I have around 117 Crazy magazines and 384 other stitching magazines, plus

over 100 kits of all sizes. And, I've been known to miss bus stops and stay up all night stitching. I love stitching on the go!

Which cross stitch designer would be your dream dinner party guest and why?

I'd have to choose Margaret Sherry so she could teach me how to backstitch her cats. Then with any luck she might be able to design a chart of my cat Muffin!

Who do you most like to stitch for?

Aside from myself, my dad and friend Peter, as I know they both appreciate the hard work I put into my stitching. I often find cross stitch designs they like.

Which celeb would you most like to stitch?

Cliff Richard, I've already stitched him once!



Louise Knighton
Nottinghamshire

Which project are you most proud of and why?

I'm most proud of Me & My Pony by Lili of the Valley because

I enjoyed every single stitch and it looks great framed. I was quite sad when I'd finished stitching it. I have to say I even enjoyed the backstitching!

Who is your favourite character to stitch?

I love stitching the Gorjuss girls loads. The first big piece I finished was Gorjuss Poppy Wood and I can't wait to stitch some more of these beautiful designs.

What are you working on at the moment?

DMC's My Family Tree. I love its simplicity and how personal it will be to my family.

Who would you love to teach to stitch?

My husband, so he could understand my obsession and the excitement of finishing one project and starting another!



Petrina Brenchley
New Zealand

Who taught you to cross stitch and how long ago did you learn?

My nana taught me how to cross stitch

when I was around seven or eight years old. I treasure the first sampler we worked on together which was over 30 years ago.

What's your favourite design from a recent issue of Cross Stitch Crazy?

Peter Rabbit from issue 201. The Art Deco bookmark free with issue 200 was a hit as well – I stitched it for my mum.

Which project are you most proud of?

A painting by Renoir that I stitched. It was very technical and contained numerous blended threads and half stitches.

When you're not stitching we'll find you...

Most likely working or looking at projects online while waiting for the next Crazy!

We want to hear from you...

If you'd like to feature in Crazy, email crazyreaderpanel@cross-stitching.com or send a letter marked 'Reader panel' to the address on the left. We'll need your name and a photo of yourself – if you're featured you'll receive a mystery stitchy prize!

Free Gift

**GIFTS
AVAILABLE**

with print edition
of issue 206 only

CALL ☎ 0844 844
0385 TO BUY!

INSIDE
Crazy designers
share their
cross stitch
secrets!

301 WAYS TO STITCH LIKE AN EXPERT!

✓ Work neater ✓ Finish faster ✓ Fix mistakes ✓ Master techniques

Cross Stitch
crazy

*Handy stitching and
finishing tips from your
favourite designers!*

Your free gift!

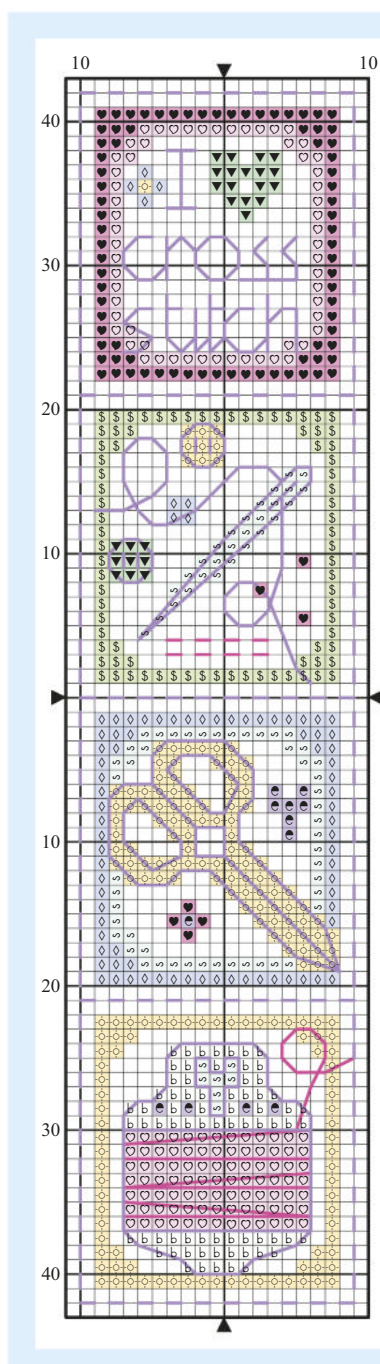
301 expert tips book

Discover how to be a faster, neater, better stitcher with this handy book!

Ever got your stitches in a knot, your threads in a tangle, and your nerves in a mess while stitching? It happens to us all, but armed with this essential tome, you'll be able to make all of these a thing of the past! Crammed with tips and tricks for keeping your work looking neat and your stash super-organised, as well as sorting out any mishaps that may occur along the way, we're sure *Crazy's* bumper tips book will be your go-to for any stichy eventuality. We've also asked some of your favourite designers, and the amazing technical team at *Crazy* to share their best stichy secrets with us, so you can channel their wealth of experience and knowledge into your stitching repertoire. Plus, you'll find a host of brilliant websites we love to ensure you know where to get the best stichy stash in town! So without further ado, pour yourself a fresh cuppa, and settle into a comfy chair with your tips book and a pen for highlighting all your favourite ideas and inspiration! ●

Next month...

A cute hot air balloon card kit by Helz Cuppleditch!



PLUS A fab stichy bookmark chart!



This month, we're also giving you a second free gift – a sweet stitching-inspired bookmark chart designed exclusively for *Crazy* by Jayne Schofield! Stitch as many times as you like to give as gifts for crafty friends, but don't forget to keep one to mark the page in your handy tips book!

Stichy bookmark

✕ Cross stitch in two strands

	DMC	Anchor	Madeira
\$	164	240	1209
⊙	744	301	112
s	747	158	1104
◇	809	130	909
▼	992	1072	1202
♡	3609	85	710
e	3746	1030	2702
♥	3805	62	703
b	3866	926	2101

✕ Backstitch in one strand

—	3746	1030	2702
—	3805	62	703

✕ Whole stitches only

Stitch count 84 (h) x 19 (w)
Design area on 14-count fabric
15.5x3.5cm (6x1½in)
Stitched by Fiona McIvor

Enjoy the ride

Hop on your bicycle and head off into the countryside with Margaret Sherry's delightful band of carefree cats
Exclusive to Crazy!

The wind in your hair, the scent of fresh blooms, the flutter flutter of butterflies... it can only mean a bike ride through the countryside! These cute kitties couldn't look much happier as they balance on this bicycle made for three. And, we think you'll have a whale of a time enjoying their antics as you work this vibrant scene.

Thanks to the use of half stitches to depict the sky, you'll be able to whizz through this background section with ease,

Need to know

Stitch Time

65-70 hours

Stitch Types

Whole cross stitch, fractionals, half cross stitch, backstitch, French knots

allowing you to concentrate on the brilliant backstitch detail of the cats' fluffy fur, and the cheery flora and fauna. ●

ShoppingList...

Threads - Stranded cotton as listed in the key

Needle - Size 24 tapestry needle

Fabric - Zweigart 14-count white aida measuring 30x30cm (12x12in). To buy, call ☎ 0800 056 7811 or visit www.willowfabrics.com

Extras - Frame of your choice with a minimum aperture of 21x21cm (8x8in)



We can't help but smile at this exuberant sunny scene!



Cats on a bike

✦ Cross stitch in two strands

	DMC	Anchor	Madeira
∩	blanc	2	2402
■	317	400	1714
e	340	118	902
J	415	398	1802
N	435	1046	2010
o	436	1045	2011
s	712	926	2101
⊙	726	295	109
b	738	367	2013
я	739	366	2014
*	762	234	1804
☾	798	131	912
P	809	130	909
\$	910	228	1302
∇	912	209	1213
x	954	203	1207
w	962	75	609
A	963	73	502
☼	967	6	304
☆	972	298	107
▩	975	355	2303
☒	3705	35	410
3	3716	25	503
■	3799	236	1713
☒	3801	1098	411
◆	3818	923	2704

✦ Cross stitch in one strand

?	954	203	1207
∇	955	206	1210

✦ Half cross stitch in two strands

t	3325	129	907
---	------	-----	-----

✦ Backstitch in one strand

—	898	360	2006
---	-----	-----	------

✦ French knots in one strand


●	898	360	2006
---	-----	-----	------


✦ Contains fractionals

Stitch count 112 (h) x 112 (w)

Design area on 14-count fabric
20.5x20.5cm (8x8in)

Stitched by Judy Davies






There's More

Loved this and want to stitch more by Margaret Sherry? Take a look at some of her other designs! To order a back issue of *Crazy* call ☎ 0844 844 0385, or visit www.subscribeonline.co.uk/immediate/backissues

▼ Kitty Knit, £29.99, available to order from www.bothythreads.com



▼ Bunny card kit, issue 203, *Cross Stitch Crazy*



Reader Says...



I just love cats and kittens, and this sweet Margaret Sherry bicycle scene looks adorable, and so lovely to stitch!

Sandra Cron, New Zealand



Your letters

We love seeing what you've been busy stitching, so send us an email or letter along with a photo and if it gets printed you'll win a prize!

Star letter


You are a winner!
Kerry-Ann Chipperfield

Fabric fantastic

I've recently completed this birdcage design from issue 191 for a friend's birthday. I've never made a fabric frame before, but thought it was a lovely idea so tried it out – for a first try I think I did quite well! I've also never given a cross stitched piece to a friend before so was pleased that she adored it. Now

I'm onto my next stitched birthday present. Thank you for featuring such a gorgeous design!
Kerry-Ann Chipperfield, Hampshire


Yvette says: This looks fab, Kerry-Ann – so beautiful! I love the fabric you've chosen, too, as it really sets off the stitching. Pink is always a good choice, I think!



Lizard love

Here's yet another finished piece from issue 205 that I challenged Lucie to do – it was an absolute dream to stitch. Thank you, Lucie, you always come through for me!
Toni Miles, Slough

Yvette says: We're glad we could help out, Toni – Lucie's design talents know no bounds, even when it comes to exotic creatures like your nephew's pet chameleon!



▲ Toni's nephew owns the real life version of this chameleon!

To the happy couple

When issue 204 arrived through the post I realised the Sweet Treats design from Challenge Lucie was just right for my daughter and her partner who've recently got engaged. I'd previously stitched a gingerbread man with a recipe for their kitchen, so I started on Monday evening and finished it on the Tuesday evening. Many thanks to Lucie for a really cute design!
Khurshid Russell, Bourne

Rachel says: What a sweet idea! It's lovely when someone's request to Lucie appeals to others. And congratulations to your daughter, Khurshid!



▲ This cute couple made the perfect engagement card!

WIN! Each month our star letter winner receives a fantastic prize!

This month's Star letter winner will receive The Shell Collector kit from Heritage Crafts worth £23.99. The design measures 19x13.5cm (7½x5¼in) and comes with 14-count aida or 27-count evenweave. To buy, visit www.hcrafts.com or call 01889 575 256.

WORTH OVER £23!



▲ Mini motifs like this one are ideal to stitch and send

Pretty posy

Just finished! The hydrangea design from issue 204's Botanical gift ideas was perfect to make a beautiful surprise card for my sister, who loves this flower. I'm pretty satisfied with the result. Thank you so much for all the fab ideas I find every month in your magazine!
Sara Lugnani, Switzerland

Yvette says: You're welcome, Sara. We're glad we keep inspiring you, and I'm sure your sister appreciates it too!

A stitch in time

Here's one of the Margaret Sherry bunny cards from issue 203's free gift that I've just finished. You kindly published a picture of a Father's Day card I stitched a couple of years ago, which was brilliant. Thank you so much for all the inspirational designs you provide, there are still so many for me to do! Any chance you could provide more hours in the day for me to play catch-up with every design I want to stitch?
Fiona Shane, Warwickshire

Rachel says: We wish we could, Fiona – I think more stitchy hours in the day has to be everyone's dream! Your card looks so sweet, and I'm sure it'll be loved by your recipient.



▼ Fiona couldn't wait to stitch her free card kit!

Quick stitch!

Send us a picture of your first finished project from this issue of *Crazy*, and you could win First Past the Post!

Hello, sailor

I loved the Nautical gift ideas in issue 205 and so I stitched this one for a friend's 80th birthday. He's been a keen sailor all his life and I'm sure he'll enjoy this card. I've added a birthday greeting, and some seagulls because there are plenty of them here in Montrose! Thank you, *Crazy*, for inspiring me.
Kathleen Strachan, Angus

Yvette says: I love the way you've added in those little details to make it your own, Kathleen – what a clever idea. And, the luxury silver card is definitely befitting of an 80th birthday! Send our best wishes to your friend.



Classic style

I stitched this charming Audrey Hepburn design for a friend named Tracy. It took me two to three months to complete, working on it for an hour or two at a time during the craft clubs I attend in the evenings. I truly love this cross stitch because it captures Audrey's beautiful, glamorous pose taken from the movie *Breakfast at Tiffany's* – she looks stunning.
Tom Brealey, Derbyshire

Yvette says: Yes, you've certainly done Audrey justice, Tom! This gorgeous black and white stitch really captures that classic feel – what a lucky friend Tracy is.



▲ Tom stitched this stunning design for a fan of Audrey

So tweet

I wanted to send you a photo of some finished stitches using your pretty bird alphabet from issue 201! I'm sending letters to friends, and they make that perfect little something to pop in the envelope for a personal touch.
Lisa Armstrong, Tyne & Wear

Rachel says: That's such a kind thought, Lisa. Writing letters to friends is a great way to stay in touch – I know I'd love to receive a little note through the door, especially if it had a stitched design inside! The colours you've used are so pretty, too.



▼ These sweet initials will make the perfect gifts for Lisa's friends

Subs stars

Each month, three subscribers are selected to win a prize as a thank you for their loyalty to *Crazy*.



WORTH £31!

Prizes every month!

This month, our lucky winners will receive these two cute Somebunny to Love kits worth £31! For your chance to win, turn to page 32 and subscribe to *Crazy* today. See below for this month's Subs stars winners.

- ▶ **M Argent** Subs no: CSCZ050380
- ▶ **S Cheesman** Subs no: CSCZ061535
- ▶ **S Leese** Subs no: CSCZ061995

To find out how to become a *Crazy* subscriber, turn to page 32!

Your Letters



▲ Jo captured her parents' wedding day in stitches

Special memories

I thought you might like to see my latest finish, as it's been a long time coming. It's a DMC Stitch-a-Photo design taken from a picture of my parents' wedding in 1941. I started it 13 years ago, but after my mum lost her battle with Alzheimer's in 2002, I found it very hard to continue and it got thrown in a cupboard. I finally managed to pick it up again last month on 10th May and finally finished it on the 26th – it certainly was a labour of love, and I hope they both would have been proud of it.

Jo Campbell, via email

Rachel says: I'm sure that both your mum and dad would be very proud of you, Jo. It's a lovely photo, and beautifully stitched, too.


Snail mail

When my subs copy of issue 204 arrived in my mailbox, I immediately loved this cute Somebunny to Love design with a little snail. I decided to stitch it on DMC's Impressions aida, which has tiny butterflies printed in the background. I think the result is amazing and I hope you think so too. Thank you so much for a lovely magazine, Crazy. Veronica Paratico, Italy

Yvette says: Such a gorgeous fabric choice, Veronica! Those multi-coloured butterflies really add to the sunny outdoor feel, plus they match the thread shades perfectly. Love it!



▲ Veronica added extra detail to her stitching with DMC's Impressions aida



▲ Rhona Norrie's get well cards came in handy for Louise!

Oh so mice!

After buying issue 204 of Crazy, I fell in love with the cute get well mouse cards. I showed my mum and she's got me stitching one for her friend who's having an operation next week. As you can see, I've tweaked the original from the mag to make it my own. After completing it, I'm so in love with the little mouse I'm going to stitch some more, but add different things so they can be cards for any occasion.

Louise Tegerdine, Bedfordshire

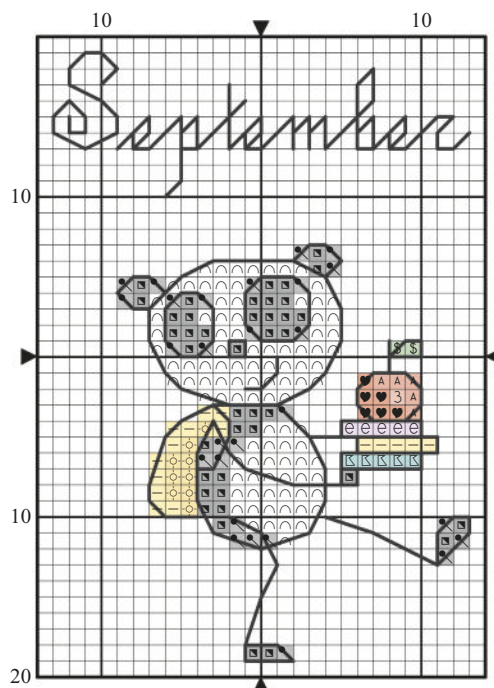
Rachel says: We adore the way you've personalised the card and stitching – fab!

Cross Stitch Quickie!

Get ready for the new term with this little cutie and his apple for teacher!



Next month
OCTOBER PANDA



September panda

✕ Cross stitch in two strands

	DMC	Anchor	Madeira
∩	blanc	2	2402
e	210	108	802
♥	349	1098	212
A	351	10	214
3	352	9	303
⚡	414	235	1714
☀	725	305	113
—	726	295	109
\$	912	209	1213
■	3799	236	1713
⊠	3845	1089	1102

✕ Backstitch in one strand

—	3799	236	1713
---	------	-----	------

✕ Whole stitches only

Stitch count 38 (h) x 26 (w)
Design area on 14-count fabric
7x5cm (2³/₄x1³/₄in)

Celebrity wordsearch



Getty Images Ltd

C O P S N A I D R A U G D
 D H F R T T Y M A L M L E
 Y E N T O H O J L G R D P
 T U L C H Y E I B O V N W
 Q T V I L E U L W Y O A A
 D M A O V Q G C E I E S T
 K O G R R E I A T G B K O
 N V O E P S R A L A O R S
 N I T W S S E Y L A I A E
 O E A A R R I O M I X P N
 P L R M C E G R C A S Y N
 L U G E X K V U H S N X I
 J X R B Y T H E O C N O M

CHRIS PRATT
 DELIVERY MAN
 EVERWOOD
 GUARDIANS /
 OF THE GALAXY
 JURASSIC WORLD
 MINNESOTA
 MONEYBALL
 PARKS AND /
 RECREATION
 PETER QUILL
 THE LEGO /
 MOVIE
 THE O.C.

All the words in this month's celebrity wordsearch relate to the actor Chris Pratt. Words can read up, down, across, backwards and diagonally. Can you find which word is left over?

You can find the answer to this puzzle on page 82!

Quick stitch

Here's my finished initial, stitched using the pretty abc by Lesley Teare in 2014's free Designer Collection chart book. I always manage to find lots of charts I want to stitch in your mag, but the abc charts are the best to adapt and redo many times over. Thanks for such a great magazine!
Heather Edwards, Surrey

Yvette says:
 Changing the colour palette from corals to purples looks so effective, Heather!



▶ Heather adapted this pretty initial from her free chart book



▲ This colourful stitch is ideal for a girl who loves pink!

Pretty in pink

I recently stitched this picture for my friend's little girl. She really likes pink and princesses, and she's also learning the letters in her name in time for school, so I thought this would be a nice keepsake for her bedroom wall. I'm still learning about stitching but I love to work on presents for people. I hope you like it.
Claire Chamberlain, Lincolnshire

Rachel says: Wow, we love it, Claire! It's so colourful, and perfect for a little princess.

The perfect present

I love *Crazy* so much, and have to have it every month! I'm always stitching for my family and friends, so I thought I'd send you a picture of my friend's son and his new bride, holding the sampler I made for their wedding. I promised them I'd send it in to my favourite mag, so I hope it gets printed on your Letters page! It was a nice design to stitch, and I'll definitely do it again using different colours.
Mandy Adams, Havant

Yvette says: We're thrilled to include it in the mag for you, Mandy – both your sampler and the bride look absolutely beautiful! The happy couple seem so pleased with their special gift, and it's a great idea to recreate it again in different shades.


▼ Mandy stitched a sweet sampler for these newlyweds



Get in touch!

We love to see what you've been busy stitching, so get in touch and tell us all about it, and don't forget to include a picture! Every letter printed wins a super-cute kit from www.Mouseloft.co.uk

- Email: crazyletters@cross-stitching.com
- Facebook: [facebook.com/crossstitchcrazy](https://www.facebook.com/crossstitchcrazy)
- Twitter: twitter.com/crazy_magazine
- Write to: Yvette Streeter, Cross Stitch Crazy, 2nd Floor, Tower House, Fairfax Street, Bristol BS1 3BN



Design may vary

WIN!

M&S

EST. 1884

The official partner of the
World's Biggest Coffee Morning

CAKE
TASTES
BETTER
TOGETHER

Get together for a great cause

Share a slice of something nice at home or at work on **Friday 25 September** and raise some money to help people facing cancer. Get your fabulous free Macmillan Coffee Morning Kit.

Text **CRUMB1** to **70550**
or visit macmillan.org.uk/coffee

FREE CAKE
STENCIL



WE ARE
MACMILLAN.
CANCER SUPPORT



Texts cost standard network rate. Macmillan Cancer Support, registered charity in England and Wales (261017), Scotland (SC039907) and the Isle of Man (604).

GETTY IMAGES



Elizabeth McGovern

Dream of living a life fit for a countess as you work this glamorous *Downton Abbey* star

Perhaps best known in Britain for her portrayal of the effortlessly poised Cora, Countess of Grantham, from ITV's hit *Downton Abbey*, Elizabeth McGovern has in fact been lighting up the silver screen for many years. Starring in films including *The Handmaid's Tale* and *The Wings of the Dove*, she's no stranger to period dramas! Worked in whole stitches only, you'll love bringing this lady to life. That'll be two for tea please, Carson! ●


Elizabeth McGovern

✦ Cross stitch in two strands

	DMC	Anchor	Madeira
∩	blanc	2	2402
■	310	403	2400
♥	347	1025	407
🔍	415	398	1802
P	519	1038	1105
N	898	360	2006
⬇	938	380	2005
w	950	4146	2309
☒	3328	1024	406
✿	3371	382	2004
♡	3712	1023	405
⋈	3770	1009	2314
A	3774	778	306
⦿	3781	1088	2003
↗	3862	374	1913
+	3863	379	1912
b	3864	376	1910

✦ Whole stitches only

Stitch count 79 (h) x 68 (w)
Design area on 14-count fabric
14.5x12.5cm (5 7/8x4 3/4in)



Reader's pick!
Requested by
DIANE GLIDDON

Who would you like to see as a Crazy Celeb stitch? It might be your favourite actor, a Hollywood icon or even a sporting great! Email your requests to celebstitch@cross-stitching.com or post them to: Celeb stitch, *Cross Stitch Crazy*, 2nd Floor, Tower House, Fairfax Street, Bristol BS1 3BN.

If the celebrity you request is picked to appear in a future issue of *Crazy* then you could be the lucky winner of a fantastic mystery gift. And, don't forget to email any photos of your stitched celebrities to yvette@cross-stitching.com for your chance to appear on *Crazy's* Letters page and possibly win a prize!

50 School Gift ideas



Get the new term off to a winning start with these brilliant motifs celebrating all the coolest things about being at school!

Designed by Lucie Heaton

Thought your years of homework were behind you? Well, we're setting you the task of stitching these first-class designs for the school kids in your life! Make smart glasses cases or kooky badges, and add personality to notebooks, pencil cases, bags and sweaters with ideas we hope will ease even the most reticent student into the new school year in style. If only homework really was this much fun! ●

Need to know

Stitch Time
2-4 hours (each)

Stitch Types
Whole cross stitch,
backstitch

Shopping List...

Threads - Stranded cotton as listed in the key

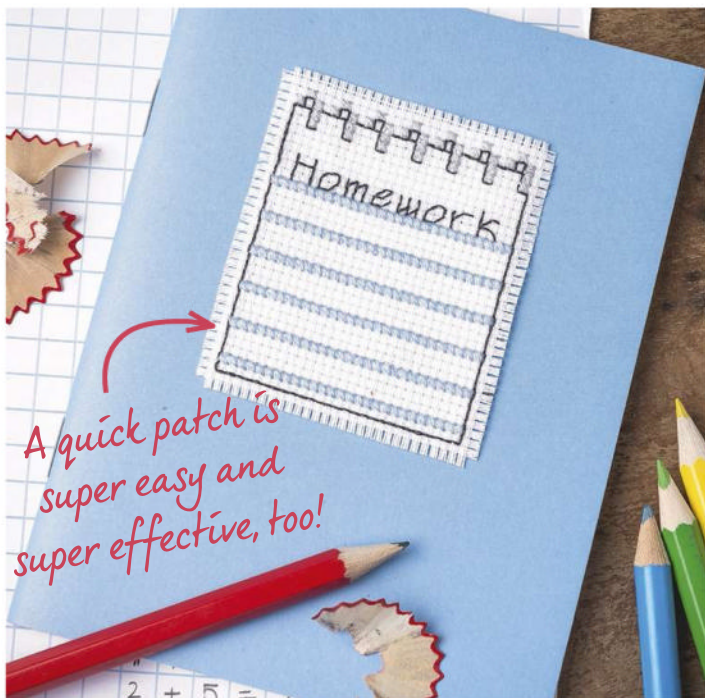
Needle - Size 24/26 tapestry needle

Fabric - Zweigart 14-count white aida, clear plastic canvas and white perforated paper measuring a maximum of 10x10cm (4x4in) for most designs. Charles Craft Bright Ideas 14-count Polar Ice aida measuring 18x10cm (7x4in) for glasses case. 2.5cm (1in) wide white aida band with white trim, cut to the desired length for pencil case. To buy, visit www.sewandso.co.uk or call ☎ 0800 013 0150

Extras - Craft Creations Single Fold Deckle Edge card (DEC4U) in Creative Smooth White (30) – visit www.craftcreations.com or call ☎ 01992 781 900 to buy. Artemio Felt Pencil Case – Turquoise and Artemio Felt Bag – Red from www.craftdepartment.com or call ☎ 01539 823 199 to buy. All other items from high street stores




Cool cross stitch
+ plain pencil case
= excellent!



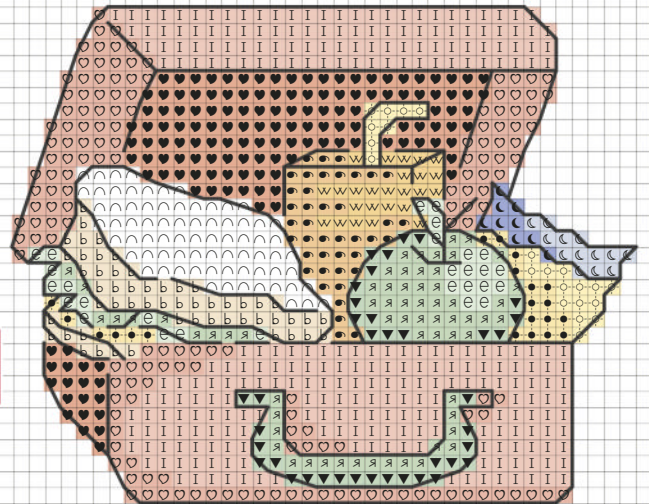
A quick patch is
super easy and
super effective, too!



1



2



Back to school

✕ Cross stitch in two strands

	DMC	Anchor	Madeira
∩	blanc	2	2402
∩	318	399	1801
♥	349	1098	212
♥	351	10	214
I	352	9	303
∩	414	235	1714
C	415	398	1802
b	436	1045	2011
b	437	362	2012
•	725	305	113
•	726	295	109
s	727	293	112
•	741	304	202
w	742	303	114
-	762	234	1804
∩	798	131	912
∩	799	145	910
N	800	144	908
∇	911	205	1214
∇	912	209	1213
e	954	203	1207
■	3799	236	1713

✕ Backstitch in one strand

—	blanc	2	2402
—	726	295	109
—	3799	236	1713

✕ Whole stitches only

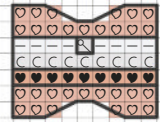
Max. stitch count 40 (h) x 87 (w)
Design area on 14-count fabric
7.5x16cm (2 3/4x6 1/4in)

Stitched by Lynn Blackledge

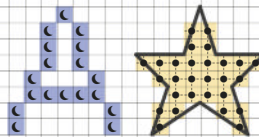
3

► Stitch a door hanger for your child's bedroom to show they're studying and not to be disturbed!

4



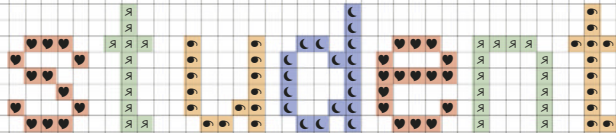
5



6

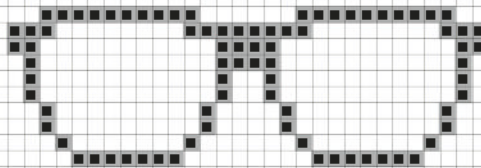
► A row of motifs stitched onto aida band makes a fun bookmark for your child's school book

7



8


► Make your little one a special card to wish them good luck on their first day at school



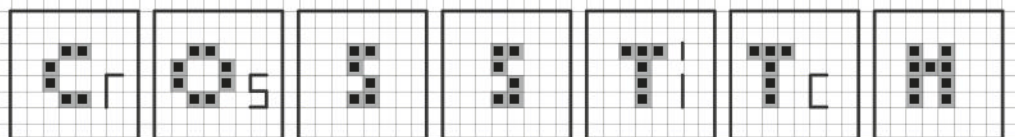
9

► As a reward for doing homework, let your child choose a design for you to stitch for them


10




11



12




13

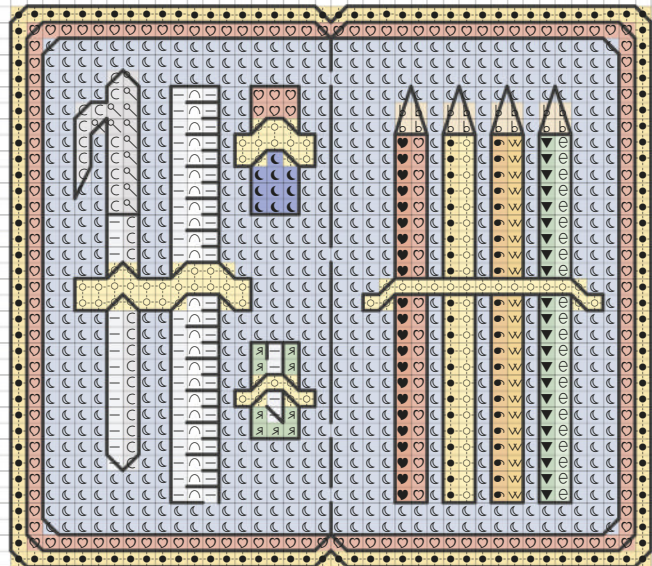


14 ▶ Make a patchwork cushion by stitching motifs on different squares of coloured aida

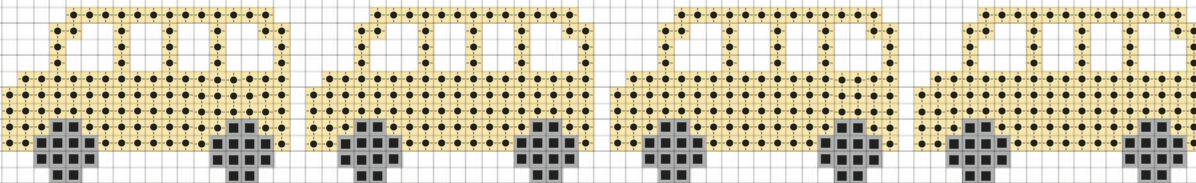
15



16



17

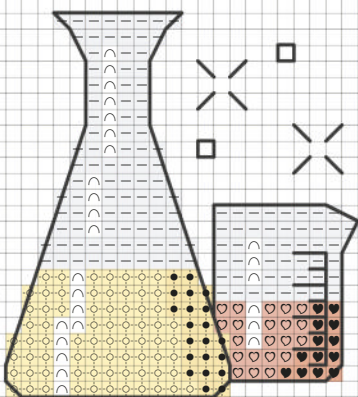


19

20 ▶ Using soluble canvas, stitch a science-themed design onto an apron for a budding chemist


21

18




More charts 

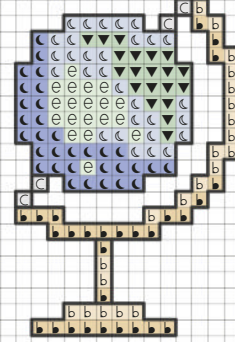
22



24



23




25

26

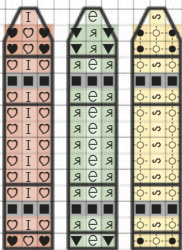
► Many of these designs would work as bag charms if you stitch them on plastic canvas

27



28

abcdefghijklmnopqrstuvwxyz
abcdefghijklmnopqrstuvwxyz

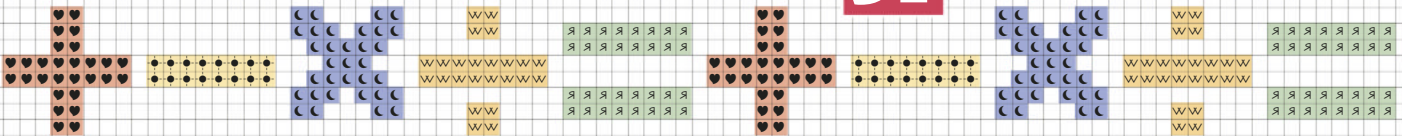


29

30

► Stitch cards using glow in the dark thread to add secret messages for school friends


31




32



33




34




35


► Stitch a gift tag to tie around a plant pot or bunch of flowers as a gift for the teacher



36



38




37

39

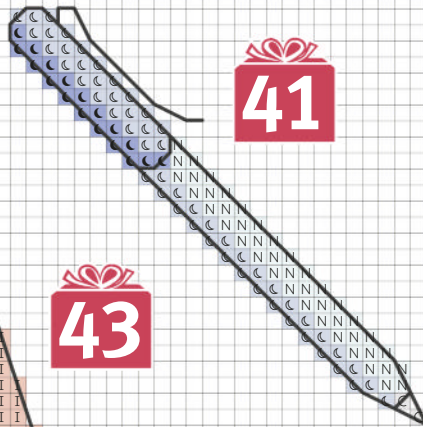
► Create a keepsake card for a top teacher using a mix of motifs and class names

40

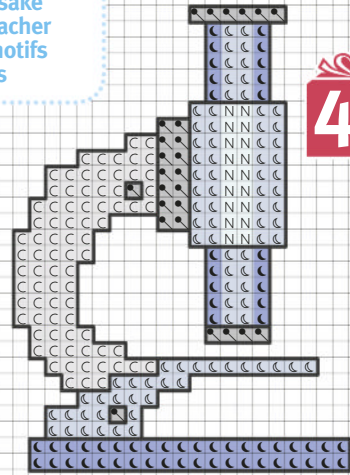
► Exams coming up? Enlarge the 'Keep Calm' motif above and make a picture to put by their desk



41



42



43

44

45


► Make cute friendship bracelets from stitched aida band backed with felt and a snap fastening

46

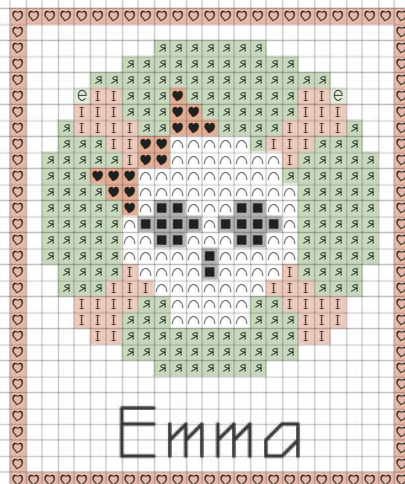
► Little artists will love their own pen pot embellished with stitched crayons in a row



47



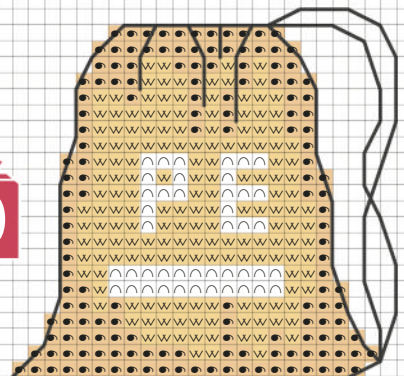
48



49

► Add shimmer with satin thread to any of these ideas to make a glitzy PE or book bag

50



ShoppingHeaven

Lowry love

Admirers of the British artist LS Lowry and his depictions of 1920s working life and industrialisation are in for a treat! A selection of his world-renowned paintings have been made into cross stitch kits by Bothy Threads. Pictured here is The Canal Bridge, measuring 26x32cm (10½x12½in) and costing £26.25.

Call ☎ 0208 335 3930 or visit www.past-impressions.co.uk to buy



Brighten up!

Neons are a great choice for pepping up summer projects and we love these Ribbons on a Wooden Spool from The Makery – use to wind round a plain hoop, leaving lengths hanging down for a floaty feel. Available in Spearmint, Orange, Pineapple (clockwise from top) and Strawberry (not pictured), a 3m spool is £4.95.

Visit www.johnlewis.com or call ☎ 0345 604 9049 to buy



This month's Must-haves

This month, Rachel's been searching out gorgeous stitchy treats for you – here's what she's found!



Kit cat

If you're keen to share your love of stitching with the next generation, this delightful Emily Button Cross Stitch Kit featuring Bobble is a great place to start. The kit costs a purse-friendly £6 and comes with five threads, pre-printed fabric, a hoop, plastic needle and card mount. Too cute!

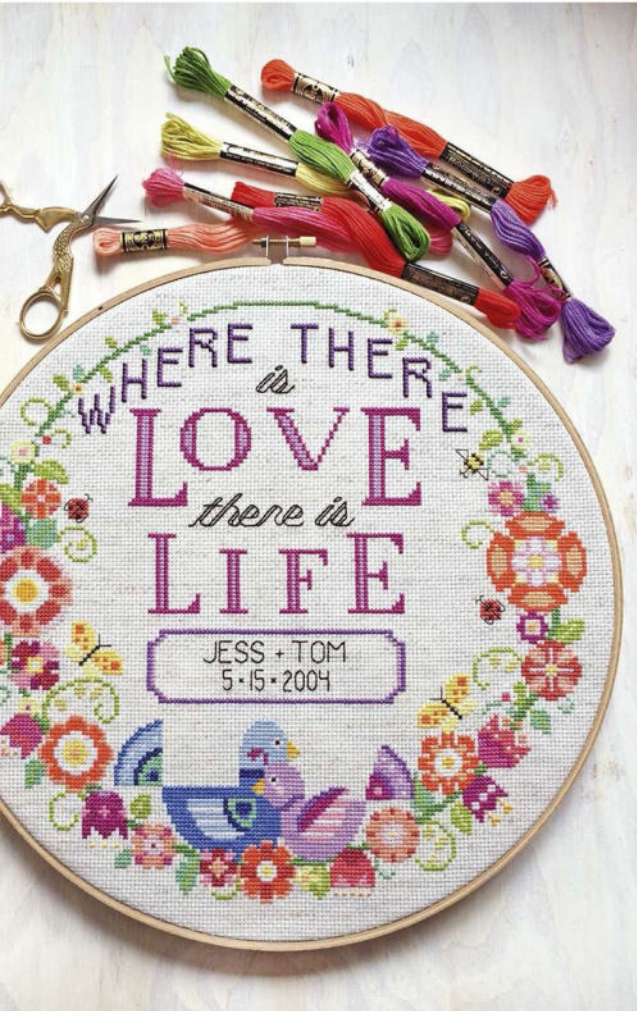
To buy, call ☎ 0333 014 8000 or visit www.marksandspencer.com

Pretty stitches

Followers of fashion will love these funky stitchable bracelets from Cloud Craft. Available in brown, soft gold, mint green and pink, these faux leather bracelets cost £3.95 each and are pre-punched so you're ready to stitch any design you like!

To buy, visit www.cloudcraft.co.uk





Love life

Got a wedding or anniversary to celebrate? Well, what better way to mark it than in stitches? This simple yet beautifully detailed circular design, Love + Life, is brand new from Crazy designer and Satsuma Street owner, Jody Rice. The chart is available to buy as an instant downloadable pdf, straight to your computer, and includes an alphabet and number set so you can customise it yourself. The finished design measures 38x38cm (11x11in) when stitched on 14-count aida and costs \$6 (approximately £4).

To buy, visit www.satsumastreet.etsy.com



Birdy beauties

Siobhan Harrison of April Rose Illustration has created two whimsically pretty cross stitch designs for Bothy Threads. Song Bird (right) and Dream Bird (far right) both measure 24x17cm (9½x7in) and cost £24.99 each for a complete kit. We think they'd make a harmonious pair hung together!

Call ☎ 01900 828 844 or visit www.bothythreads.com to buy



Hoop-la

Love the idea of framing your stitching in a hoop but don't fancy a plain wooden one? Let StitchKits come to the rescue with this Painted Embroidery Hoop Set in fresh shades, varnished for a glossy finish. The set costs £17 and contains a 10cm (4in) hoop in sky blue, 13cm (5in) hoop in lemon, and a 15.5cm (6in) hoop in moss green.

Visit www.notonthehighstreet.com/stitchkits to buy

3 OF THE BEST... WIRE HANGERS



DAISY, DAISY

These blooms will stay bright and cheerful all year round! Large White Daisies Hanger from Rico Design is a stunning way to display your stitching. It measures 30.5cm (12in) and costs £6.50.

To buy, visit www.sewandso.co.uk or call ☎ 0800 013 0150



SEW SWEET

Love nothing more than whipping up a quick cushion cover with your sewing machine? Then you'll love this Sewing Machine Wire Quilt Hanger with Wooden Dowel measuring 30cm (12in) and costing £10.95. Imagine a craft-themed sampler hanging from here – divine!

To buy, visit www.thehomespunloft.co.uk



ALL HEART

Show your love with this darling trio of hearts! The perfect choice for a wedding or anniversary sampler, as a gift, or for yourself to keep! Wire Hanger – Three Heart Holder with Dowel measures 38cm (15in) and costs £8.50.

To buy, visit www.craftdepartment.com or call ☎ 01539 823 199

Vintage blooms



Evoke the elegance of a bygone era with this exquisite bouquet of ravishing pink roses

Designed by Maria Diaz

Velvet blooms in blush shades are the recipe for this delectable vintage-style cushion.

Worked in whole stitches only to give an impression of softly faded grandeur, this'll be a project you'll be fast-tracking to the top of your must-stitch list! We've stitched ours onto beautiful dotty linen to make the prettiest cushion – simply work your stitches over two strands of thread, instead of a single block like you would with aida.

Need to know

Stitch Time

30-35 hours

Stitch Types

Whole cross stitch,
French knots

Plenty of shading is involved, so it's a good idea to thread a few needles with varying colours before you start, then marvel as your gorgeous stitching grows! ●

ShoppingList...

Threads - Stranded cotton as listed in the key

Needle - Size 24 tapestry needle

Fabric - Zweigart 32-count Belfast Linen Raw with White Dots measuring 40x40cm (16x16in). Available from Sew and So, call ☎ 0800 013 0150 or visit www.sewandso.co.uk to buy

Extras - Backing fabric of your choice. White piping and cushion pad from local craft stores



*This pretty spotty
linen gives the roses
a contemporary edge*



ReaderSays...



The colours in this floral design by Maria Diaz are stunning and look really beautiful

together. I think this design would look lovely stitched and displayed in a vintage frame.

**Louise Knighton,
Nottinghamshire**

Floral cushion

✦ Cross stitch in two strands

	DMC	Anchor	Madeira
○	blanc	2	2402
♥	150	59	508
▽	163	876	1703
♡	352	9	303
\$	469	268	1503
◇	471	266	1501
∇	472	253	1414
◆	561	212	1205
Я	677	886	2207
⊙	744	301	112
∞	746	275	2511
☆	922	1003	2306
☺	951	1010	2308
3	967	6	304
A	3716	25	503
Я	3731	76	506
Я	3733	75	605
x	3817	875	1702
?	3824	8	2605

✦ French knots in one strand

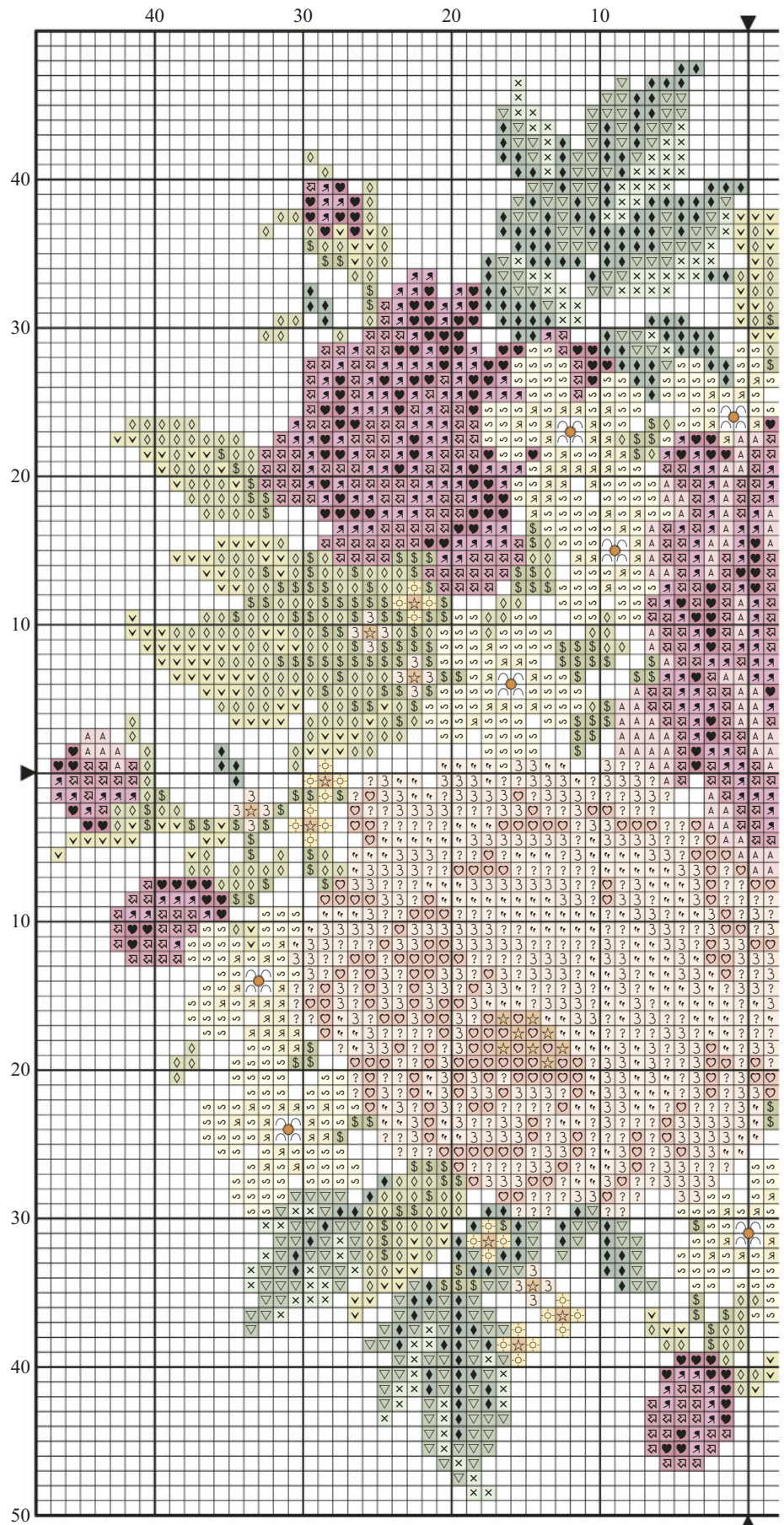
●	922	1003	2306
---	-----	------	------


✦ Whole stitches only

Stitch count 98 (h) x 95 (w)

Design area on 32-count fabric
15.5x15cm (6¼x6in)

Stitched by Gillian Muggeridge





HowTo

Make a beautiful piped cushion

- 1** Trim your stitched piece to 34x34cm (13¹/₂x13¹/₂in).
- 2** Cut two pieces of backing fabric of your choice, measuring 34x21cm (13¹/₂x8¹/₂in) each.
- 3** Leaving a 2cm (1in) seam allowance, tack your piping around the edge of your stitched design, making sure the piped edge is on the right side of the stitched piece.
- 4** Turn up a 2cm (1in) hem along one long side of each piece of your backing fabric, then stitch in place 1cm (1/2in) from the edge.
- 5** Overlap the hemmed edges of your backing fabric and place on the cushion front with right sides facing. Pin in place and machine-stitch together using a 2cm (1in) seam allowance. Turn through to the right side and press.



Crazy tip
If you prefer to work on aida, choose 16-count to produce the same sized result

Cross Stitch Crazy

SAVE WHEN YOU SUBSCRIBE
to the digital edition of *Cross Stitch Crazy*

ONLY
£2.99
PER ISSUE!



SIMPLY
RETURN TO THE
HOMEPAGE TO
SUBSCRIBE

Bursting with simple and quick-to-stitch charts from all your favourite designers, **Cross Stitch Crazy** is perfect for stitching addicts just like you! Inside each issue, you'll also find all the latest must-buy products, expert tips and great giveaways.



Get *Cross Stitch Crazy* delivered direct to your device!

Simply return to the homepage to subscribe

Now available on




zinio™

To subscribe to the print edition, call ☎ 0844 844 0388 or visit www.buysubscriptions.com/crazy


Previously you've been Crazy for...



Cocktails
Issue 205



Dogs
Issue 204



Afternoon tea
Issue 203


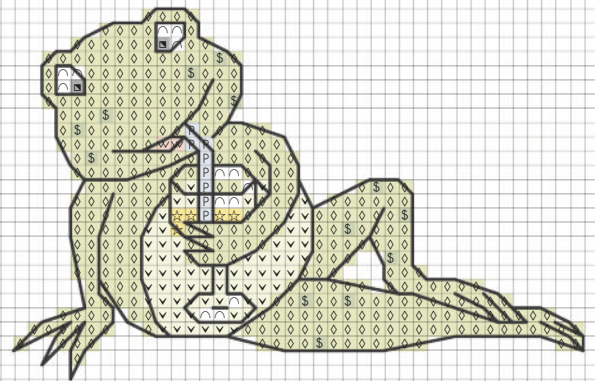





Monkeys
Issue 202

Back issues!

Crazy hotline

☎ 0844 844 0385



Frogs

✦ Cross stitch in two strands

	DMC	Anchor	Madeira
∩	blanc	2	2402
⦿	415	398	1802
b	436	1045	2011
e	552	99	713
♥	666	46	210
♀	725	305	113
w	760	1022	405
A	761	1021	404
v	772	259	1604
t	775	1031	1001
●	898	360	2006
▽	905	257	1412
☆	973	290	105
⊠	3328	1024	406
\$	3347	265	1408
◇	3348	264	1409
P	3755	140	1013
■	3799	236	1713

✦ Backstitch in one strand


—	3799	236	1713
---	------	-----	------

✦ Whole stitches only

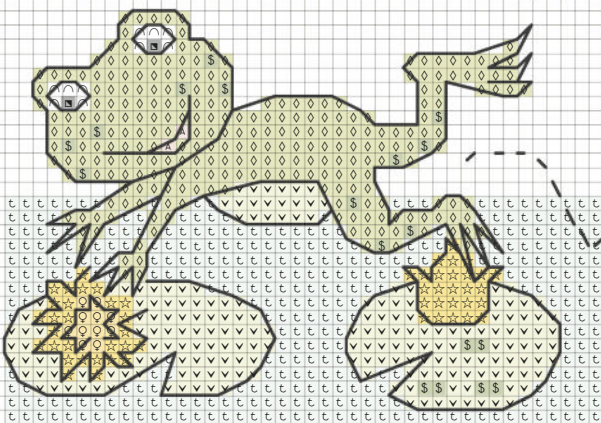




Max. stitch count 40 (h) x 42 (w)
Design area on 14-count fabric
7.5x8cm (2¾x3in)

Crazy for... Frogs

It's time to jump to it and stitch this merry band of frolicking frogs before they leap away!
Designed by Jenny Barton



Reader's pick!
Requested by
DAWN NOVIS



What are you crazy for?

Tell us what you're mad about stitching! We'll gather together the most popular requests and ask one of our top designers to create a whole spread of designs – just for you!

Name and address.....

..... Postcode.....

Tel no.....

I'm crazy for.....

Because.....

Fill in and cut out this coupon (or photocopy it) and send it to:
Crazy for... Cross Stitch Crazy, Immediate Media Company Bristol Ltd,
2nd Floor, Tower House, Fairfax Street, Bristol BS1 3BN or email your
requests to: crazyfor@cross-stitching.com

The perfect finish

If you always find yourself framing your stitching, try something new with these oh-sew-easy making up ideas at Cross-stitching.com! Simply click on 'How to', then 'Making up' to get started...

3 QUICK FINISHES

Make a sweet stitched gift using these handy accessories!

Vintage style

Create a cross stitched heirloom with this gorgeous Tim Holtz Pocket Watch costing £7.20. Its 4.5cm (1¾in) diameter is the perfect size for a sweet little stitch.



Visit www.patchwork-rabbit.co.uk or call ☎ 01380 850 065 to buy

Ready made

Stitch a mini motif on this Scallop Edged Wooden Cross Stitch Blank to make a pretty necklace or keyring. At £2.95, it's a bargain!



From www.cloudcraft.co.uk

Floral fun

Our Gift ideas charts would be a great fit for this Flower Photo Keyring. It costs just £3, and makes a lovely little gift for a birthday or special occasion.

From www.shot2go.com



Picture perfect

If you'd like to hang your stitching on the wall but fancy a change, try a fabric frame. Turn your stitching into a hanging and add a pretty hanger for decoration, or simply use a length of ribbon and some dowel. Search for 'Turn your stitching into a hanging' to get started.

Make your house a home

Create this surprising simple doorstep as an extra-special 'new home' gift, or use it in your own home – it's both stylish and handy! You'll need backing fabric, a bag of rice and some wadding to put together this straightforward make – search for 'Turn your stitching into a doorstep' for more.





Just in case

Protect your family's gadgets while showing off your stitching prowess with this tutorial for an iPhone, Kindle and iPad case! Choose a fabric that matches your stitched design, be it plain or patterned, and you'll be done in no time with this easy guide. Simply search for 'How to make gadget cases'.



Spell it out

These cute abc blocks would make the perfect present for a newborn, or for a little one's birthday. Use an alphabet (like the ones on our One nighters page) to spell out their name for a sweet way to decorate these tactile toys. Search for 'Make these fun ABC blocks!' to find step-by-step instructions.

3 OF THE BEST... INSPIRING SITES

Check out these beautiful websites, filled with original ideas you'll love!




www.stitchkitslondon.co.uk

Not only does Ruth Caig design gorgeous kits, she also has fab tutorials on her website, including How to Paint Embroidery Hoops and How to Make Cross Stitch Bunting!



creativepoppypatterns.com

Creative Poppy have a great selection of tutorials to make bicornus, scissor cases, mini bags and more, plus links to lots of charts!



www.tinymodernist.com

Crazy designer Tiny Modernist also has a Tutorials section on their site. Learn to make a stitched ornament, to block mount stitching onto a canvas, to make a thread tassel... There's plenty to keep you occupied!

Fairy wishes



Take your needle on a journey to a magical world filled with winged wonders and friendly mini beasts! Designed by Durene Jones

How incredible would it be to find a magical land of fairies at the bottom of your garden?

We can but dream, but thanks to Durene and her enchanting scene, we can almost make that dream a reality! The use of skilful shading throughout the design will be a joy to work, adding life and texture to this lovely landscape, while backstitch lines contain the elements and capture all that brilliant detail. A handful of fractionals around

Need to know

Stitch Time

35 hours (approx)

Stitch Types

Whole cross stitch, fractionals, backstitch, French knots

the creatures' faces give them expression, making this pretty picture a pleasure to stitch and a delight to immerse yourself in! ●

Pick a softly shaded mount to let the design stand out



ShoppingList...

Threads - Stranded cotton as listed in the key

Needle - Size 24 tapestry needle

Fabric - Zweigart 14-count white aida measuring 30x35cm (12x14in). To buy, call ☎ 0800 056 7811 or visit www.willowfabrics.com

Extras - Frame of your choice with a minimum aperture of 20x24cm (8x9½in)



SpecialProject



Fairy and butterfly

✦ Cross stitch in two strands

	DMC	Anchor	Madeira
∩	B5200	1	2401
÷	155	118	902
▽	164	240	1209
∨	165	278	1414
§	166	280	1611
⊖	208	99	804
e	209	98	803
I	211	342	801
■	310	403	2400
♥	321	9046	510
⊠	349	1098	212
⊔	420	374	2104
o	422	943	2102
s	712	926	2101
—	727	293	112
b	738	367	2013
я	739	366	2014
P	827	160	1013
3	948	892	306
A	963	73	502
◆	989	241	1401
⊠	996	433	1103
☾	3746	1030	2702
•	3770	1009	2314
☆	3821	305	2509
K	3828	373	2103
⊠	3852	306	2514

✦ Backstitch in one strand

—	B5200	1	2401
—	310	403	2400
—	838	380	2005

✦ Backstitch in three strands

—	310	403	2400
---	-----	-----	------

✦ French knots in one strand

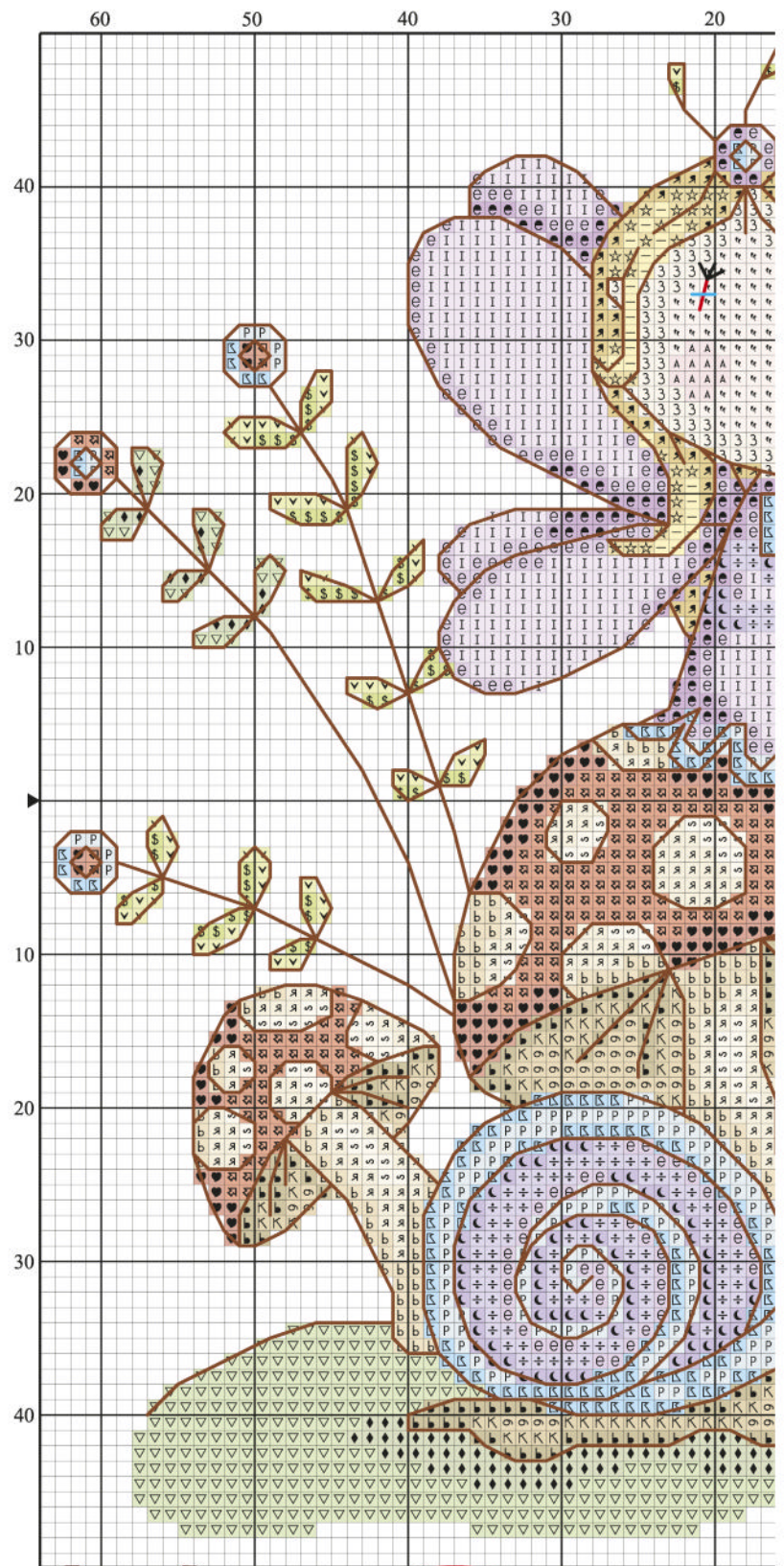
○	B5200	1	2401
---	-------	---	------


✦ Contains fractionals

Stitch count 98 (h) x 126 (w)

Design area on 14-count fabric
18x23cm (7x9in)

Stitched by Fiona McIvor





Crazy tip
Use satin thread for the fairy's wings and dress to give them a pretty sheen



THE GREAT NORTHERN NEEDLECRAFT SHOW

Incorporating The Great Northern Quilt Show

An International Quilt Competition & Quilt Traders



Shop with all our exhibitors

EXHIBITION HALL 1,
GREAT YORKSHIRE SHOWGROUND,
HARROGATE HG2 8NZ

Friday 4th to Sunday 6th September 2015

Open: 10.00am ~ 4.30pm



Find Us on
Facebook

www.facebook.com/grosvenor

VISIT THE MAJOR NEEDLECRAFT SHOW OF THE NORTH AND
TAKE ADVANTAGE OF ALL OUR QUALITY EXHIBITORS OFFERING
A HUGE RANGE OF SUPPLIES AND SHOP UNTIL YOU DROP !

NEEDLECRAFT *LIVE* Join the Experts & Try Something New!

An impressive range of workshops for the needlecraft & quilting enthusiast. Telephone for a list or download from the website. Book at the Show!



Sample of products available



All images courtesy
of Choices
www.choicesembroidery.co.uk

* OPEN 10am-4.30pm * FREE CAR PARKING * DISABLED ACCESS * RESTAURANT

BUY YOUR TICKETS IN ADVANCE & SAVE MONEY! BOOK ON-LINE, BY POST OR BY PHONE*

Advance Tickets: Adults £6.00, Senior Citizens £5.00, Children (8-16) £2.00

On The Door: Adults £8.00, Senior Citizens £7.00, Children (8-16) £4.00

ENQUIRIES: Grosvenor Shows Ltd, 282 High Road, Whaplode, Spalding, Lincolnshire PE12 6TG
Tel: 01406 372600 & 01406 372601 Fax: 01406 372602 E-mail: grosvenorshows@btconnect.com

Office Hours : Mon - Fri 9.00am - 5.00pm

Website: www.grosvenorshows.co.uk

*All card bookings are subject to a 50p booking fee

Deadline for advance ticket bookings: 21st August 2015



Stitch & Chat

Catch up on all the gossip from your fellow stitchers and get involved by sharing your photos, stories, views and more!

Fantasy fun

From beautiful fairies to magical unicorns, fantasy figures have to be one of our favourite subjects! Whether you're stitching a sweet card for a little one's birthday, or a detailed design to adorn your home, there's something enchanting about these fairytale creatures that takes us back to our childhood.

So, we were thrilled to see *Ultimate Cross Stitch Fantasy*, a stunning magazine featuring a selection of charts from all your favourite designers! Fulfilling our wishes with breathtaking beauties from Joan Elliott, Lesley Teare, Maria Diaz, Lucie Heaton and more, make sure to get your hands on a copy while you can, as it's sure to fly off the shelves. Order yours by visiting www.buysubscriptions.com/craftspecial or call ☎ 0844 844 0388 for just £7.99 and get free UK delivery! Or, call ☎ +44 (0)1795 414 676 for overseas orders – EUR £10.99, ROW £11.99.



▼ Stitch something magical with this brand new mag!

Your say

Have you stitched in secret, and how did you manage it?



I did a stitch of baby blue tits on a branch for my parents' anniversary. It turns out they were getting a bit worried about the

amount of time I was shut in my room, but it was worth the effort!
Jo Turner, Oxfordshire



Early on it's easy to hide what you're stitching, but after that it has to be done when the person isn't around. Also, I keep another

project on the go so if they ask what I'm stitching, I can show them that!
Debbie Hier, New York, USA



I stitched a birthday card for my fiancé. I told him I couldn't get comfy in bed one night and that I'd sleep on the sofa. Needless to say

I didn't sleep, but I did manage to stitch the card for him!
Emily Day, Reading

Coming up:

Would you rather add seed beads or French knots to your stitching?

Email your answer to stitchandchat@cross-stitching.com

TAKE PART TODAY... WIN!

...and if you're featured, you'll win a fantastic prize!

This month's winners will receive a stylish stitchable bracelet from Cloud Craft! Pre-punched and ready to personalise with your own design, the funky bracelets come in a range of cool colours including pink and mint green – to buy, visit www.cloudcraft.co.uk.

For your chance to win an amazing prize, send your pictures and comments to Stitch and Chat, *Cross Stitch Crazy*, 2nd Floor, Tower House, Fairfax Street, Bristol BS1 3BN or email stitchandchat@cross-stitching.com.



SPOT THE STITCHES!

This is a close-up of one of the charts in this issue of *Crazy* – but which one do you think it is? Send a postcard with the page number the chart is on, along with your name and address, to: Stitch and Chat, *Cross Stitch Crazy*, 2nd Floor, Tower House, Fairfax Street, Bristol BS1 3BN by 1st September 2015. The first correct answer pulled out of the hat will win the fab prize pictured on the right!



KIRSTIE ALLSOPP
PRESENTS

THE HANDMADE FAIR

THE GREEN
AT HAMPTON COURT PALACE
18TH - 20TH SEPTEMBER 2015

PROUDLY SPONSORED BY



Mollie
MAKES

EVERYONE HAS A CRAFT THEY CAN DO

JOIN KIRSTIE ALLSOPP AND LEADING EXPERTS FOR A LONG WEEKEND OF CRAFTING! BE ENTERTAINED IN THE SUPER THEATRE, DEVELOP YOUR TECHNIQUES IN THE SKILLS WORKSHOPS, JOIN 300 FELLOW ENTHUSIASTS IN THE GRAND MAKES, PLUS SHOP TO YOUR HEART'S CONTENT IN THE BOUTIQUE SHOPPING VILLAGE - ALL INCLUDED IN YOUR FULL EXPERIENCE OR VIP TICKETS.

BOOK TODAY AT THEHANDMADEFAIR.COM OR CALL 0871 230 7153

CALLS COST 10P PER MINUTE PLUS NETWORK EXTRAS. BOOKING AND TRANSACTION FEES APPLY.



THE HANDMADE FAIR



@HANDMADEFAIR



THE HANDMADE FAIR

Folky florals



Stylised tulips in an eye-catching font make for the prettiest alphabet with folk style at its heart. Stitch initials with love for gifts graced with charm

Designed by Emma Congdon

Need to know

Stitch Time 2-3 hours each
Stitch Type Whole cross stitch

Rooted in cultural heritage, folk art is a highly decorative style that marries practicality and aesthetics beautifully. Combined with Emma's contemporary style and love of fonts, this oh-so-pretty abc is perfect for anyone with an appreciation of all things feminine. The free-form feel of

the letters provides interest for experienced stitchers, while the use of whole stitches only means they're ideal for beginners, too. Being so ornate, you could easily stitch an initial to patch onto a notebook, make-up bag, or mug hug as personalised presents. Or, mount a letter in a circular aperture or on a round gift tag for a modern twist on tradition. ●

ShoppingList...

Threads - Stranded cotton as listed in the key

Needle - Size 24 tapestry needle

Fabric - Zweigart 14-count white aida measuring 36x33cm (14x13in). Visit www.willowfabrics.com or call ☎ 0800 056 7811 to buy.

Extras - Fabric, wadding and zip from local craft store



Personalise a gadget case with your name!

OneNighters

Folk art abc

✦ Cross stitch in two strands

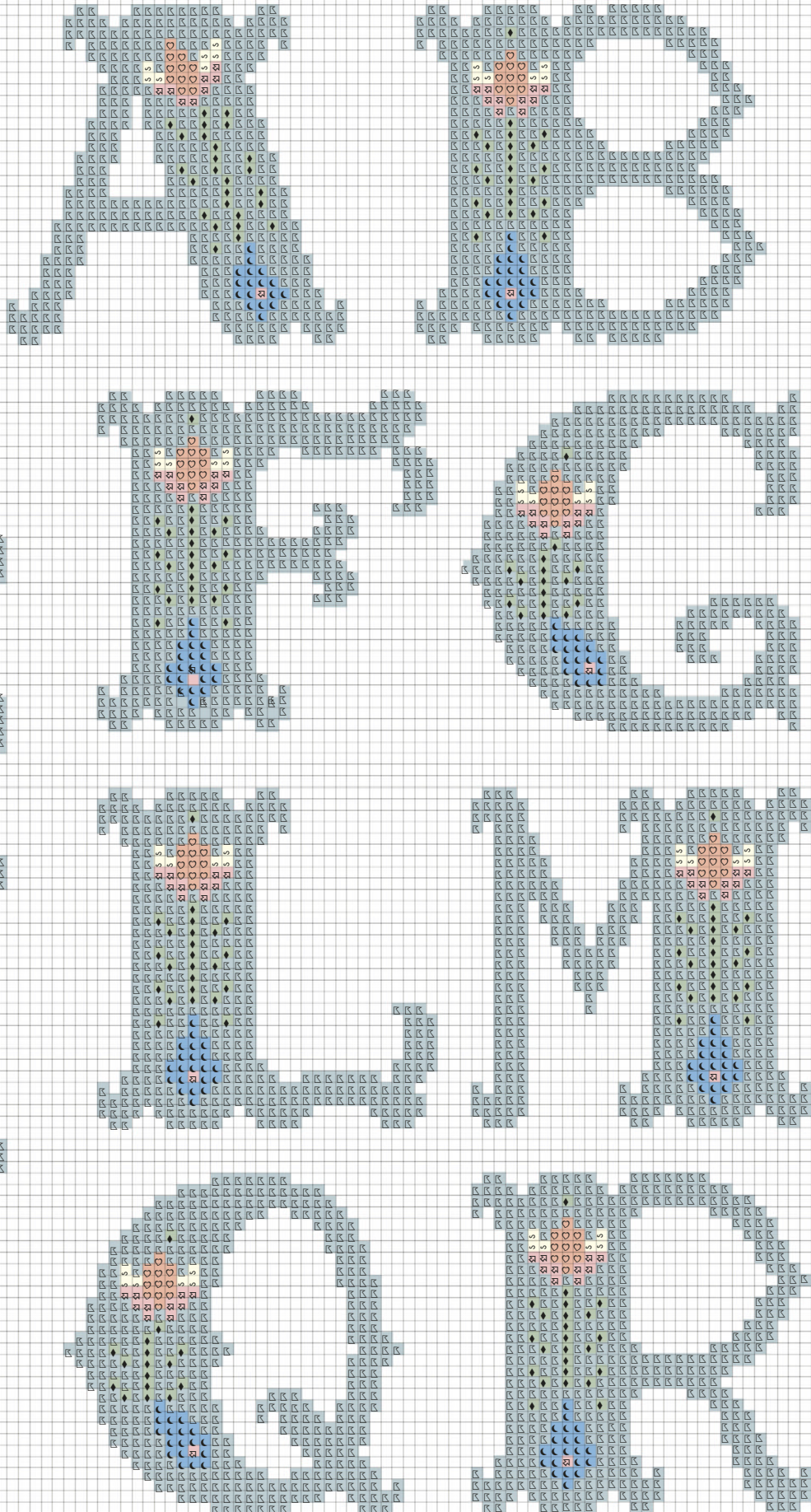
	DMC	Anchor	Madeira
☾	311	164	1006
♥	350	11	213
∞	746	275	2511
◆	986	246	1404
☼	3706	33	409
☼	3766	167	1106

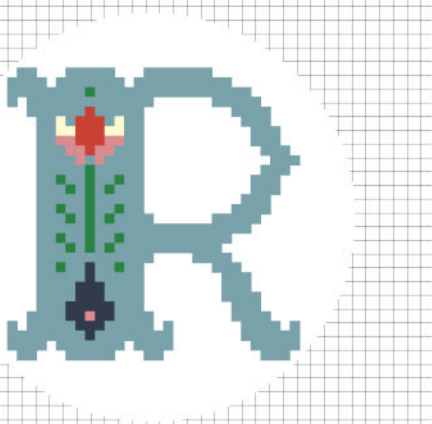
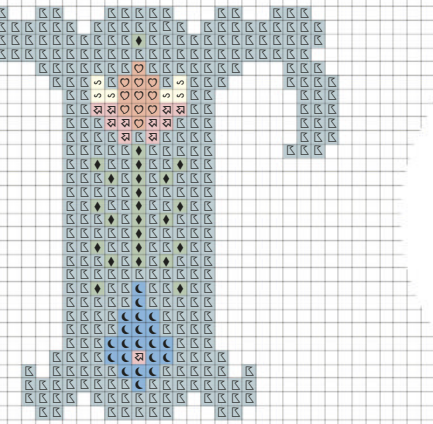
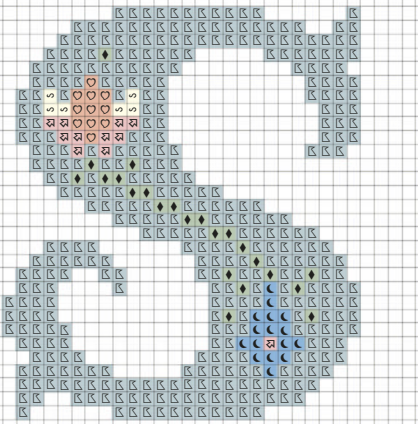
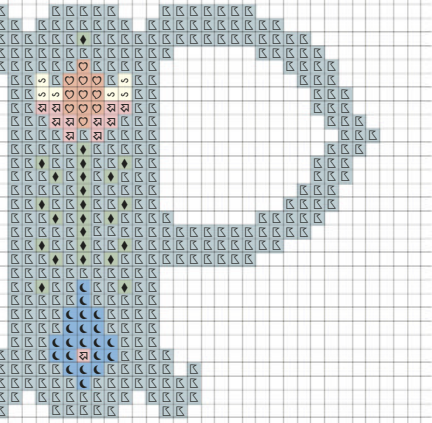
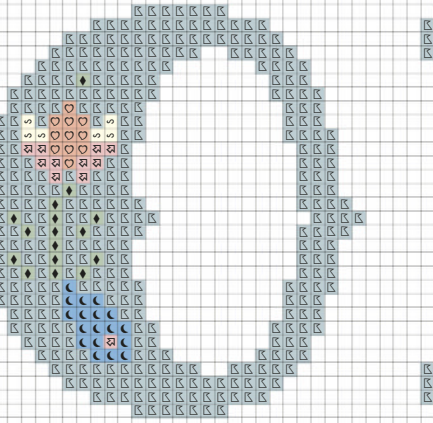
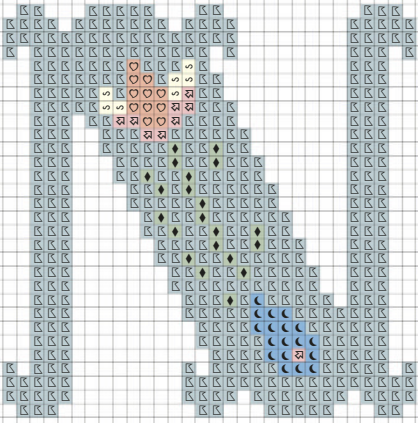
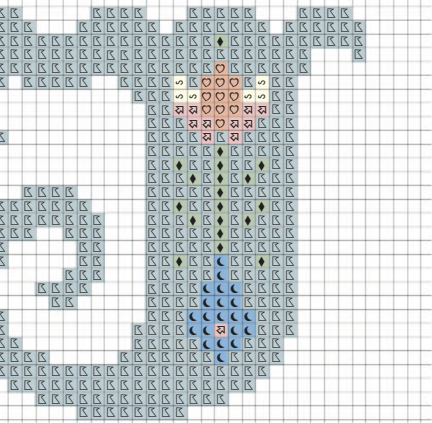
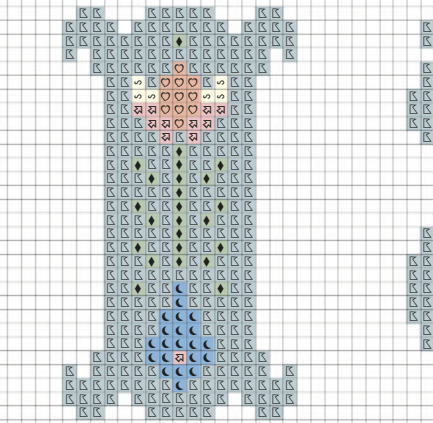
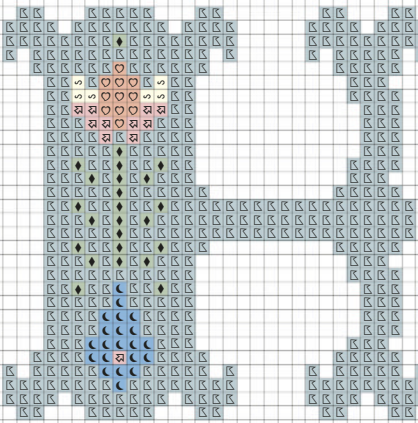

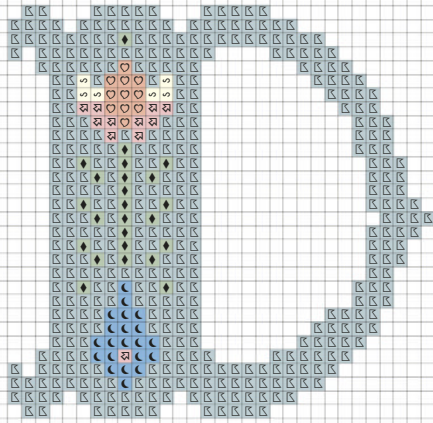
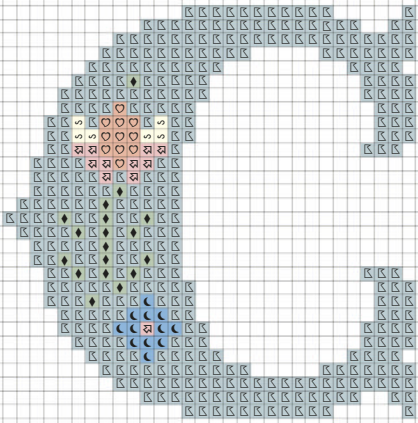
✦ Whole stitches only

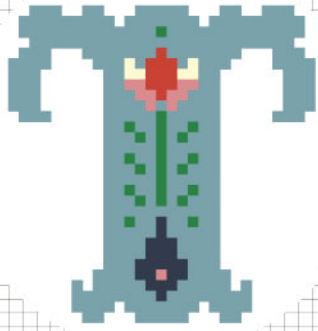
Max. stitch count 30 (h) x 41 (w)

Design area on 14-count fabric
5.5x7.5cm (2¼x3in)

Stitched by Michelle Morley





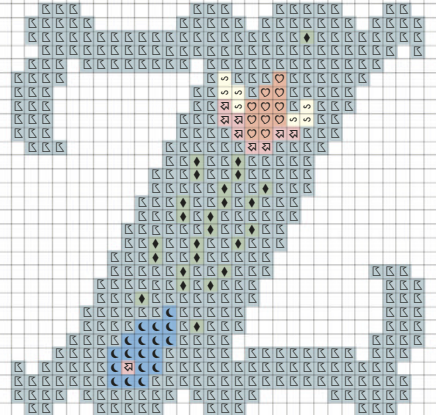
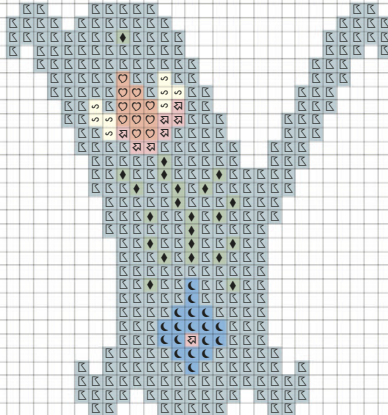

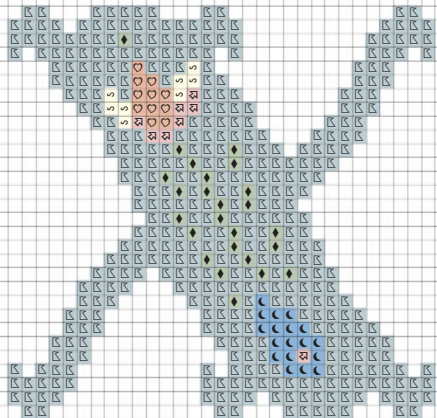
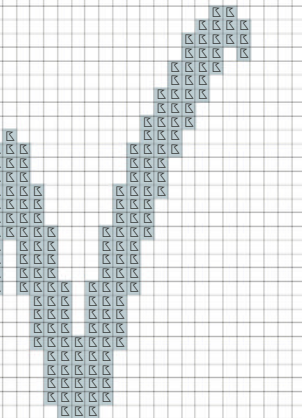
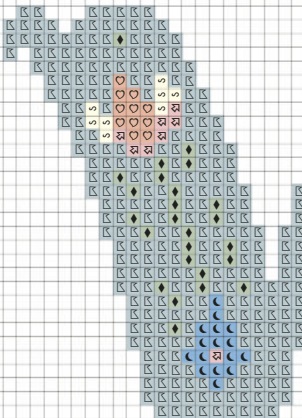
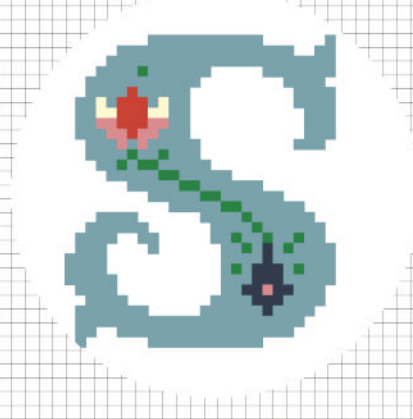
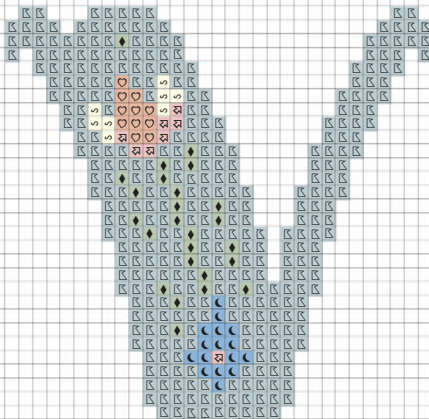
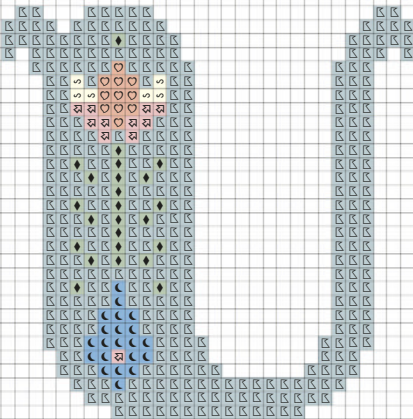


Rachel Says...



The colours of this abc are so soft yet punchy, capturing a folksy feel beautifully. I've already got an 'R' made up into a coaster on my desk so I can enjoy it every day!

Rachel Nott, Production Editor
Cross Stitch Crazy



DOWNLOAD THE CRAZY APP TODAY!



LOOK WHAT YOU GET!

AVAILABLE to download worldwide as soon as the issue goes on sale!

ZOOM IN on charts for ease of viewing

INTERACTIVE links – jump straight to your favourite projects and sites*

VIDEO tutorials for a step-by-step guide to stitching*


START YOUR FREE ONE MONTH TRIAL TODAY!**

Simply visit the app store on iTunes, Google Play, Zinio or Amazon using your tablet or smartphone, search for *Cross Stitch Crazy*, and download the app to start stitching! It's the perfect way for overseas readers to access the latest issue instantly, plus you can download our back issues, and save money by subscribing!

*Only available on Apple devices **After your one month free your subscription will continue at £2.99 a month. Free trial not available on Zinio – instead save 28% when you subscribe.



www.goldleafneedlework.co.uk



L154 The Owl
Kit £16 Chart £6.50



NEW! L155 Mice Cream
Kit £18 Chart £6.00



L107 Treasure Chest
Kit £10 Chart £5

Visit us for a great range of Cross Stitch Kits,
Blackwork, Fabric, Threads and Accessories!

Now Stocking Fabric Flair Aida!



Dark Blue
Fairy Dust

Cloud Aida & Fairy Dust
Aida from £8
Cloud Aida with Sparkles
from £10
Glow in the Dark Aida &
Evenweave from £10
Novelty aida from £8



Cloud Pink



Cloud Grey
Glow in the Dark

For our Spring 2015 mail order catalogue, please send A5 SAE to
12, Worcester Road, Hull, HU5 5XE or order on 01482 571120)

MariesCrossStitch.co.uk
Tel: 01376 777017

Summer SALE Now On

Save up to 50% on Cross Stitch

Hurry, stocks are limited,
once it's gone, it's gone!

Free UK delivery on orders over £35

Door oil



protect and
preserve

The perfect eco-friendly finish for all
internal doors and woodwork.

- > Solvent-free, oil and wax based
- > Does not crack, peel or blister
- > Microporous durable finish
- > Highest coverage of any oil on the market



Call or visit
the web for
stockists.



+44 (0)1296 481 220
www.osmouk.com

osmo

*** K@tZ XStitch ***

www.katzxstitch.co.uk

'All things cross stitch'

DMC 46p - Anchor 59p

Mill Hill beads £1.30

Kreinik #4 £2.99, B/F £1.85 & #8 £3.15

Zweigart fat quarters from £4.25

We stock a wide range of threads, fabrics, kits
and other accessories...

Please visit our website to view the products we
have available. Telephone orders welcome.

UK orders over £50 post free (T&Cs apply).

E-mail: sales@katzxstitch.co.uk - Telephone: 0116 2827141



Charles Craft

Elbesee

HERITAGE
Crafts

Janlynn



Disney's Winnie the Pooh cross
stitch kits and chart booklets

- Limited stocks of genuine Designer Stitches counted cross stitch kits and chart booklets featuring all your favourite characters.
- Save up to 50% on some items.
- All of these wonderful kits and charts are now discontinued and available only while stocks last!
- Other cute characters and bespoke specialist kits on our website.

www.hawkinshobbies.co.uk

Crazy's Angels



Send your stitching problems to *Crazy's Angels* and watch them leap into action!

Stitching in 3D

Q I was watching an antiques programme recently and saw a piece of needlepoint that they called stumpwork. What is it, and are there any modern kits I can try to get me started?

Anne Whiteread, Staffordshire

A Another name for stumpwork is raised embroidery, which helps to describe exactly what it is – three dimensional work. An array of

different materials and techniques can be used, including beading, goldwork and padding. We think it's a really creative way to stitch and produces effects like the woolly sheep in this fun, contemporary version! Counting Sheep Stumpwork Embroidery kit is designed for beginners, and uses drizzle stitch to create the sheep's curly coats. To buy the kit for \$39.95 (approximately £26), visit www.lornabateman22.etsy.com.



▲ Create three dimensional effects using stumpwork

In the frame?

Q I often see adverts for sewing frames, but I've always used a hoop for stitching. Is it better to use a frame instead?

Fiona Cole, Sussex

A Your question started quite a debate amongst the Angels, Fiona! Some of us are like you and always use a hoop, while others use both. In the end, we decided it depends on the size and scale of your work. Smaller pieces are easier to work in a hoop and, naturally, make it more portable. Sometimes moving the hoop around your work can lead to some areas getting distorted though, which is the disadvantage of stitching in a hoop. Frames are

brilliant for larger projects, as you don't have to hold your work, and so have both hands free. On some frames you can even roll the finished work as you complete a section to keep it safe and clean. So really, it all depends on the sort of work you're doing and personal preference. I hope this helps, Fiona!

Needling question

Q I have to commute to and from work and love to use the time to stitch, but I keep losing my needles – they often fall out of my stitching as I take it in and out of my bag. Can you help me find a foolproof needlecase, please?

Megan Lagadu, Dorset

A What a great idea to use your travelling time to stitch, Megan! We've found this funky design which is just the thing for the commuting stitcher. The Clover Dome Threaded Needle Case is light and quick to use, so there's no chance of any needles or pins escaping, and even better, it stores up to 10 different threaded needles so



▲ Keep pins and needles safe in this clever case

they're primed and ready to use. No more trying to thread on a wobbly journey! To buy for £8.50, visit www.sewandso.co.uk or contact them on ☎ 0800 013 0150.

3 of the best... Seaside kits

Sail away with this sunny beachside trio



BY THE SEA

This cute sampler kit has a sweet contemporary design – we love the running stitch frame with little hearts in each corner. By The Sea costs £13.12 from www.thestitchingshed.co.uk.



SHIP AHOY

Bothy Threads' Beach Huts costs £27.49 and captures a stylised harbour view. The kit includes Zweigart 14-count Ice Blue aida – visit www.bothythreads.com or call ☎ 01900 828 844 to buy.



BRIGHT AND BEAUTIFUL

Great for beginners, this Bright Beach Huts kit costs £20.99, and uses colour-blocking for an fun nautical theme. For stockists, visit www.dmccreative.co.uk or call ☎ 0116 275 4000.

AskTheAngels

Our top tips...

For keeping your work pristine

- 1 Make a point of always washing your hands before starting any stitching. Your hands may appear clean to the naked eye, but natural hand oils can make your work appear grubby quickly.
- 2 Get into the habit of using a hoop or frame for your stitching as you'll have to handle the fabric much less.
- 3 Even hoops and frames collect dust and oil from repeated use so make sure you freshen them up regularly by wiping them over with baby wipes, making sure they're completely dry before re-using.
- 4 Keep your stitching flat whenever possible, as folded work seems to be a magnet for dust along the exposed edges. Also, folds can lead to light discolouration on the edges too, spoiling the fabric and your precious work.
- 5 Always keep your work in a dedicated area, such as in a covered basket or bag, away from pets and children.

Vintage vibe

Q I've revamped my crafting space to give it a vintage look and have been searching for a way to store my threads that fits in with the theme. Any ideas?

Ellie Roberts, Hertfordshire

A We've found a lovely way of storing your threads using old-fashioned dolly pegs, Ellie. Simply wrap your spare thread around the 'head' end, winding down towards the 'legs'. Once you've almost finished winding the thread on, tuck it in the gap between, ready to use. And, you can keep track of the shade by writing the thread number on the end of the peg. No more knotty thread or lost thread ends! Store the pegs in colour order in Mason jars to keep them dust free – this will certainly give you that vintage vibe you're looking for! Buy a pack of 24 Traditional Dolly Pegs from www.tesco.com/direct for £2.37.



▲ Use traditional dolly pegs for chic and cheap thread storage

▼ This tiny iron is perfect for keeping creases at bay



Pressing news

Q I don't have a large crafting area, so keeping a traditional iron near to my work isn't an option. It's quite irritating having to drag out the ironing board and iron just to press a corner! Is there anything made just for crafters that will do the job?

Margaret Turner, Yorkshire

A We know the problem, Margaret, and agree with you whole-heartedly. That's why we were thrilled to find this fantastic Prym Mini Craft Iron that does the job perfectly! Measuring just 13x7.5cm (5x3in), it's so small you can keep it in your sewing basket. It has a steam function for those extra hard creases and at only £34 we think it's the perfect gift for any crafter. The iron is available to buy from www.quiltdirect.co.uk or by calling ☎ 01822 810 877.

by gently folding your fabric in half lengthways and widthways, and noting where they cross in the middle. If this still isn't clear enough for you, then try marking these lines with a single thread of running stitch, which can be removed once you've finished stitching. The second solution is particularly helpful on larger pieces as it guides your eye when you're counting, meaning you'll be less likely to get lost, as well as having your work beautifully centred on the fabric.

Statement stitches

Q I love stitching the more contemporary projects in *Crazy*, but I'm greedy for more.

Have you come across any modern cross stitching books which will help me fulfil my craving?

Danielle Young, Somerset

A I'm so glad you're enjoying the more modern designs in *Crazy*, Danielle. In terms of stitching books, we adore *X-Stitch* by Sarah Fordham, as it's full of quirky motifs and innovative ideas for making up your stitched pieces. Published by GMC, buy for £12.99 at www.thegmcgroup.com or call ☎ 01273 488 005. We love the range of charts which are aimed at every level of cross stitcher, from beginner through to experienced, right up to those who enjoy being challenged, and it has a fab selection of projects including watch straps and customised pumps to keep you stitching.

▼ Stitch something less ordinary with Sarah Fordham's fab book *X-Stitch*



Hello Angels!

Send your stitching problems to *Crazy's* Angels and we'll come to your rescue! Make your questions as crazy as you like and send them to the address listed below.

.....

.....

.....

.....

Date sent.....

Name and address.....

Fill in and cut out this coupon (or photocopy it) and send it to:
Crazy's Angels... Cross Stitch Crazy, Immediate Media Company Bristol Ltd, 2nd Floor, Tower House, Fairfax Street, Bristol BS1 3BN or email your requests to: crazysangels@cross-stitching.com

Starting line

Q I've just started cross stitching and love your magazine! My problem is knowing where to start stitching as I sometimes end up over to one side or too near the edge. Is there a trick to starting in the right place?

Lilly Pinkette, Shropshire

A I'm sure that lots of experienced stitchers have their favourite way of starting. There are many different ways, but most revolve around finding the centre of your fabric and counting out from there. One simple way is to begin

Back issues

Ensure you don't miss a single chart by completing your *Cross Stitch Crazy* collection today!



Issue 205 – August

Be dazzled by Lesley Teare's beautiful butterfly fairy, nautical gift ideas, a nostalgic Cornish poster, blossom wedding cards, train abc, fairytale castles for kids, a cats and birds window scene, and so much more!

FREE GIFT

Pretty ready-to-stitch photo album with 11 display pages!



Issue 204 – July

Somebunny to Love
FREE GIFT Alphabet chart book with 78 designs



Issue 203 – June

Joan Elliott exclusive
FREE GIFT Margaret Sherry bunny card kit



Issue 202 – May

Helz Cuppleditch exclusive
FREE GIFT Folkstyle wooden heart frame kit



Issue 201 – April

Country Companions
FREE GIFT 12m of thread and six beautiful bobbins



Issue 200 – March

Margaret Sherry exclusive
FREE GIFTS Bookmark card kit plus bonus chart



Issue 199 – February

Tatty Teddy exclusive
FREE GIFT Lucie Heaton chart book with 50 designs

ORDER NOW!



www.subscribeonline.co.uk/immediate/backissues



0844 844 0385

Lines open weekdays 8am to 8pm and Saturday 9am to 1pm

BACK ISSUES ORDER FORM

Item	Non-subscriber	Subscriber	Issue(s)	Qty	Total
Back issue – UK	£6.35	£5.35			
Back issue – Europe	£8.35	£7.35			
Back issue – Rest of world	£9.35	£8.35			
Grand total					£

Your details (Please print clearly)

Mr/Mrs/Ms/Miss

Address

Postcode

Country

Telephone number (in case of queries)

Email address

Please choose from two easy ways to pay:

1. I enclose a cheque made payable to Immediate Media Company Bristol Ltd
(Please write your name and address on the back of the cheque)

2. Please debit my Visa MasterCard Maestro Delta

Card number

Valid from / Expiry date / Issue number

Signature Date

Please send this order form to:

FREEPOST RRJZ-HJKA-ZBCX, Cross Stitch Crazy Subscriptions, PO Box 326, Sittingbourne, Kent ME9 8FA

Please allow up to 28 days for delivery. Prices are inclusive of P&P

Post overseas orders to:

Cross Stitch Crazy, PO Box 326, Sittingbourne, Kent ME9 8FA UK

Bright future



Wish good friends well for their exciting new adventure with one of Rhona's super-cute cards
Designed by Rhona Norrie

We probably all know someone who's about to move house, take a new job, welcome a new addition to the family or start a new school, so having this cute quartet of cards to hand will see you through many celebrations! From perky pups starting school and snuggly owls feathering their nest, to a bunny heading to the office and a stork delivering an adorable new baby, your needle will skip with delight over

Need to know

Stitch Time

10 hours each (approx)

Stitch Types

Whole cross stitch, backstitch, French knots

each and every stitch. Worked in whole stitches with French knots for the eyes and backstitch outlining, these designs are ideal for any animal lover! ●

ShoppingList...

Threads - Stranded cotton as listed in the key

Needle - Size 24 tapestry needle

Fabric - Zweigart 14-count aida measuring 15x15cm (6x6in) for each design. To buy, call ☎ 0800 056 7811 or visit www.willowfabrics.com


Extras - Single Fold Card Straight Edge (SF06U) in Creative Smooth White and 12x12in Creative Paper in Small Pale Blue Dots (SR225P) and Small Pale Green Dots (SR224P) from www.craftcreations.com or call ☎ 01992 781 900. Ribbon of your choice

Celebrate a special occasion with these sweet stitched cards!





Weekend



'New' cards

✕ Cross stitch in two strands

	DMC	Anchor	Madeira
∩	B5200	1	2401
■	310	403	2400
▣	317	400	1714
⦿	415	398	1802
▤	434	310	2009
N	435	1046	2010
Я	437	362	2012
\$	562	210	1205
▽	563	208	1207
⊙	725	305	113
S	739	366	2014
♥	760	1022	405
A	761	1021	404
*	762	234	1804
☾	798	131	912
☉	839	1050	1913
b	3790	393	1905

✕ Backstitch in one strand

—	310	403	2400
—	562	210	1205
—	798	131	912


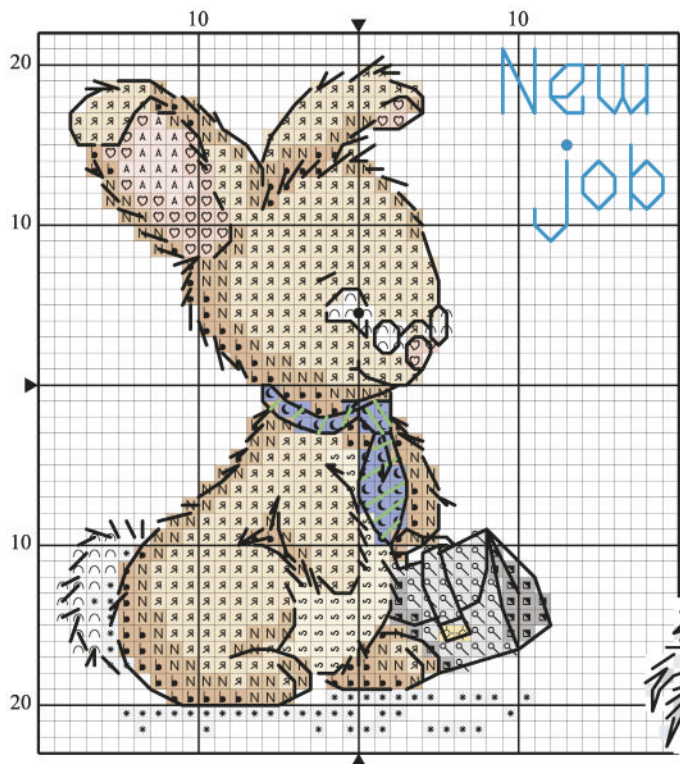
✕ French knots in one strand


○	B5200	1	2401
●	310	403	2400
●	798	131	912

✕ Whole stitches only

Max. stitch count 49 (h) x 53 (w)
Design area on 14-count fabric
9x9.5cm (3½x3¾in)



Stitched by Debbie Harding





Crazy tip

As a quick gift, frame any of these designs in a mini hoop instead



YvetteSays...



I can't help but say 'Ahh' whenever I look at these cards! So many of my friends seem to be moving house

or having babies at the moment so these designs are perfect for stitching and sending to wish them well. Too cute!

Yvette Streeter, Editor, Cross Stitch Crazy

Sewing with STYLE

DAZZLING
OFFERS FROM
£99

MODEL 2015s

- 14 Stitches
- Auto 4-step buttonhole
- Variable stitch length
- Convertible free arm
- Quick change snap on feet



**SPECIAL
PURCHASE
£99**

AVON	Direct Sewing Machines, Bristol - 0117 977 8216	NOTTINGHAMSHIRE	Cresswell Sewing Machines, Nottingham - 0115 926 7572
BEDFORDSHIRE	Tudor Rose Patchwork, Oakley, Bedford - 01234 824 983	OXFORDSHIRE	Witney Sewing Machine Centre, Witney - 01993 704535
BERKSHIRE	Sew Devine, Reading - 0118 926 8664		Witney Sew & Knit Centre, Witney - 01993 702 772
BUCKINGHAMSHIRE	Alans Sewing Machines, High Wycombe - 01494 527600	SHROPSHIRE	Sewing Machine Centre, Shrewsbury - 01743 343 902
	Threads and Patches, Milton Keynes - 01908 649687	SOMERSET	Bredons Sewing Machines, Taunton - 01823 272 450
CAMBRIDGESHIRE	Sew Creative, Cambridge - 01223 350 691	SUFFOLK	Sew Creative, Bury St Edmunds - 01284 755459
CHESHIRE	J & P Sewing Machines, Warrington - 01925 633 831	SURREY	C & A Supply Co. Ltd, Cranleigh - 01483 267 777
	Phil Morton Sewing Machines, Macclesfield - 01625 433 131		Redgewells, Worcester Park - 0208 337 3444
CORNWALL	The Sewing Studio, Redruth - 01209 216 942		The Quilt Room, Dorking - 01306 877 307
DERBYSHIRE	Elegance, Derby - 01332 382 292		The World of Sewing, South Croydon - 0208 681 1811
	Ilkeston Sewing & Janome Centre, Ilkeston - 01159 307 664	SUSSEX	Woking Sewing & Knitting Centre, Addlestone - 01932 352 958
	The Knitting & Sewing Bee, Chesterfield - 01246 232 176		Brighton Sewing Centre, Brighton - 01273 621 653
DEVON	Exeter Sewing Machine Company, Exeter - 01392 275 660		Clothkits Ltd, Chichester - 01243 533 180
	Hulu, Modbury - 01548 831 911		Eclectic Maker, Worthing - 0845 862 5552
	Soft Touch Needlecrafts, Tavistock - 01822 617 673		Hastings Sewing Centre, Hastings - 01424 423 108
DORSET	Hansons Fabrics, Sturminster Newton - 01258 472 698		G Tully Sewing Machines, Sunderland - 0191 565 7995
	So N Sews, Weymouth - 01305 766 411	TYNE & WEAR	Sewing Machine Sales, Whitley Bay - 0191 252 5825
DURHAM	UK Sewing Machines, Darlington - 01325 463 630	WARWICKSHIRE	Leamington Spa Sewing Machines, Leamington Spa - 01926 338 749
ESSEX	Superstitch Machine Co, Leigh on Sea - 01702 478830	WILTSHIRE	Cotswold Stitchcraft, Malmesbury - 01666 823 245
GLOUCESTERSHIRE	Cotswold Sewing Machines, Stroud - 01453 763660		West Wilts Sewing Machine Co, Trowbridge - 01225 753 792
	West End Sewing Centre, Cheltenham - 01242 244025	WEST MIDLANDS	Brewers Sewing Machines, Wolverhampton - 01902 458 885
HAMPSHIRE	Eastleigh Sewing Centre, Eastleigh - 02380 650 808		Coventry Sewing Centre, Coventry - 02476 257266
	Hampshire Sewing Machines, Fareham - 01329 280499		D C Nutt Sewing Machines, Walsall - 01922 497 603
	Reads of Winchester, Winchester - 01962 850 950		Frank Nutt, Kings Heath - 0121 444 3928
HEREFORDSHIRE	Badder Fabrics, Hereford - 01432 379 137		GUR Sewing Machines, Birmingham - 0121 359 5335
HERTFORDSHIRE	Chicks Embroidery, Letchworth - 01462 670 007		L & M Nutt, Sutton Coldfield - 0121 373 5497
	Rebecca Woollard Sewing School, Hatfield Heath - 07887 654 717		S Nutt Sewing Machines, Birmingham - 0121 327 2828
	Rona Sewing Machines, Waltham Cross - 01992 640250	WORCESTERSHIRE	Creative Hands 2, Worcester - 01905 24940
	Sewfine Sewing Machines, Watford - 01923 693 734		Inkberrow Design Centre, Redditch - 01527 69100
	Sewing Machine Discount, Borehamwood - 0208 236 1520		Topstitchers, Kidderminster - 01562 822 698
KENT	Ashford Sewing Centre, Ashford - 01233 620948	YORKSHIRE	Arcade Sewing Machines, Huddersfield - 01484 429 808
	Barcham Sewing Centre, Whitstable - 01227 264 271		C & G Sewing Machines, Bradford - 01274 306352
	Maidstone Sewing Centre, Maidstone - 01622 670 254		Electra (DA) Company, Doncaster - 01302 340 369
	The Sewing Shop, Canterbury - 01227 457 723		Flynn's@ Browns of York, York - 01904 561234/611166
	The World of Sewing, Pratts Bottom, Orpington - 01689 638 638		Lennox Sewing Machines, Rotherham - 01709 377 797
	The World of Sewing, Tunbridge Wells - 01892 533188		MKC Services, Leeds - 0113 245 3156
LANCASHIRE	Hobkirk Sewing Machines, Blackburn - 01254 693555		Samuel Taylors, Skipton - 01756 700 946
	Hobkirk Sewing Machines, Bury - 0161 764 4450		Sewing Centre, Bridlington - 01262 603057
	Leston Sewing Machines, Nelson - 01282 614 511		Sewing Centre, Scarborough - 01723 363 167
	M & S Sewing Machines, Heywood - 01706 366 943	ISLE OF MAN	White Rose Sewing Machines, Harrogate - 01423 503767
	S A Sewing Machines, Oldham - 01706 355 529	IRELAND	Woodseats Sewing Machines, Sheffield - 0114 255 2822
	S A Sewing Machines, Rochdale - 01706 355 529		Joan's Wools & Crafts, Onchan - 01624 626 009
	Sew-Knit (Dalby & Jones), Preston - 01772 254 558		Sew N Knit Belfast, Belfast - 0289 045 6015
	Transworld Sewing Machines, Leigh - 01942 608028		Sew N Knit Lisburn, Lisburn - 0289 267 0908
LEICESTERSHIRE	Cresswell Sewing Machines, Leicester - 07979 798 010	SCOTLAND	Singer Sewing Centre, Ballymena - 0282 564 0034
	The Sewing Café, Hinkley - 01455 698 034		David Drummond, Edinburgh - 0131 539 7766
LINCOLNSHIRE	Couling Sewing Machines, Lincoln - 01522 521841		ESC Sewing Machines, Keith - 01542 887 000
	Seweezy, Gainsborough - 01427 614 570		N.J. Sewing Machine Services, Brightons Falkirk - 01324 711 333
LONDON (GTR)	Lewisham & Deptford Sewing Machines, Deptford - 0208 692 1077		Pemberton's Sewing Machines, Stirling - 01786 462 993
	Redgewells, South West London, 0208 337 3444		Quilt Creations, Inverness - 01463 719 369
	SM Sewing Machines, Neasden - 0208 452 4257		Sew Materialistic, Ayr - 01292 285 801
	The Sewing Centre, Battersea - 0207 228 3022	WALES	Butterfly Fabrics, Cardiff - 02920 470 808
	Wimbledon Sewing Machine Co, South Wimbledon - 0208 542 5240		Calico Kate, Lampeter - 01570 422 866
MANCHESTER (GTR)	Bamber Sewing Machines, Manchester - 0161 707 7786		Cliffords Sewing Machines Ltd, Swansea - 01792 655 928
	R. Bullock & Son Ltd, Wigan - 01942 247 836		J B Sewing Machine Co, Ltd, Newport - 01633 284 646
MERSEYSIDE	Affordable Sewing, Moreton, Wirral - 0151 677 7755		Newport Sewing Centre, Newport - 01633 284 659
	Sewing & Knitting Centre, Southport - 01704 534 688		Quay Street Sewing Centre, Haverfordwest - 01437 762 355
MIDDLESEX	Tyson's Sewing Machines, Hounslow - 0208 570 6790		Sewing Machines Direct, Wrexham - 0800 092 5215
	Tyson's Sewing Machines, Southall - 0208 574 1587		
NORFOLK	Sewing Machine World, Kings Lynn - 01553 773362		
	Sew Creative, Norwich - 01603 305 888		
NORTHAMPTONSHIRE	Sew Northampton, Northampton - 01604 637200		

www.janome.co.uk

The 'Sewing with Style' offers are available from Janome sewing machine retail outlets nationwide. Promotion starts **6th April 2015** to **30th May 2015** (All offers subject to stock availability.)

JANOME

The World's leading sewing machine manufacturer

Join us online...

With the best gossip on social media plus top blogs and sites, get online with *Crazy* and get inspired!



Debbie Cripps offers a wonderful selection of cross stitch charts completely free!


Simply register and you can start printing off your favourite designs, plus all the materials you need are available from our superb Craft Department.



Sign In | Register

About Debbie

Shop Online



Birds & Beasts



Fruit & Flowers



Teddies & Cuties



Hobbies & Interests



Occasions & Celebrations



Christmas & New Year

AMAZING FREE CHARTS!

Don't you just love getting something for free? We do too! So we're loving the website www.debbiecripps.co.uk where you can enjoy unlimited access to a fantastic range of simple cross stitch charts, just by registering your details. From sweet celebrations to animals, teddies and Christmas, you'll discover quick-stitch designs for any occasion. And, if you need materials to help with your stitching, from fabric and needles, to hoops and threads, simply head to their sister site www.craftdepartment.com to fulfill all your crafty needs!

The twittersphere

What you've been tweeting about!



▶ Just finished one of the Somebunny cross stitch kits I won in a @Crazy_ magazine competition – so cute!
@minibabe_1

▶ @Crazy_ magazine I'm making bookmarks for my 25 penpals, just 11 to go for the year! Loads more waiting to be finished.
@craft_cave

▶ Perfect way to spend my evening, stitching on the porch enjoying the storm.
@unitofenergy

Facebook chat



Here's what you've been chatting about this month!

▶ I'd like to campaign for fellow stitchers to be inspired to finish any random WIP. I've lifted a weight off my shoulders and feel so motivated by completing two.

Claire Hoskins

▶ Thank you so much for putting Tom Hiddleston in issue 203. I can't wait to stitch him, he's mine and my sister's favourite celebrity!

Emily Kendall

▶ Wanted to say thanks for my prize of your magazine, already making a list of the cute charts in there.

Philippa Armstrong

Most liked...



This month, your favourite project posted on *Crazy's* wall is by Heather Edwards: "Just finished this from the latest *Crazy* chart book."



Download of the month

www.cross-stitching.com

Give your home a dash of colour with this uplifting quartet! To download go to 'Charts & Patterns' and then search for 'Keep calm'.



Website of the month

www.blacksheepwools.com

Offering a great range of cross stitch kits, accessories and fabric in different counts, bookmark this site pronto!



Pin of the month

www.howkapow.com/blog

Yarn bombing has filtered down to cross stitching with this incredible Cross Stitch Street Craft by Les Duez' Bro!

GET IN TOUCH!

[facebook.com/crossstitchcrazy](https://www.facebook.com/crossstitchcrazy)

twitter.com/crazy_magazine

pinterest.com/crazymagazine

Get crafty this summer!



STONELEIGH PARK WARWICKSHIRE

8th & 9th August 2015

Hosted by
Hunkydory
• CRAFTS • LIMITED •

VIP
WORKSHOPS
AVAILABLE!
See website for details

Sponsored by
P PRACTICAL
PUBLISHING
INTERNATIONAL

TICKETS ON SALE NOW!

Visit: www.greatbritishcraft.co.uk

  /GBCraftFestival

Gingham adds a pop of chic country style



CUT OUT AND KEEP 

Sweet stitches



Savour the flavour of summer all year long with delicious homemade jam, decorated with pretty labels
Designed by Lesley Teare



Use pinking shears to add interest to your labels

Cut-out&Keep

Quick and easy to stitch one a night!

Need to know

Stitch Time

2-3 hours each

Stitch Types

Whole cross stitch,
backstitch

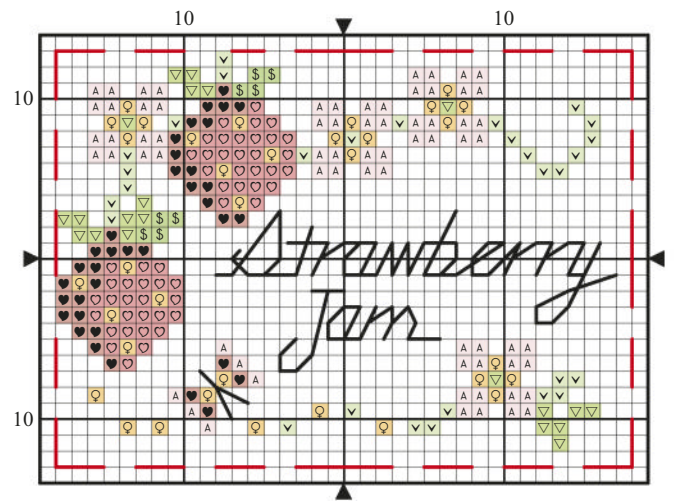
ShoppingList...

Threads - Stranded cotton as listed in the key

Needle - Size 24 tapestry needle

Fabric - Zweigart 14-count white aida measuring 15x15cm (6x6in) for each design. To buy, visit www.sewandso.co.uk or call ☎ 0800 013 0150

Extras - Kilner jars from high street stores, wadding from local craft stores



Strawberry jam

✳ Cross stitch in two strands


✳ Cross stitch in two strands

	DMC	Anchor	Madeira		DMC	Anchor	Madeira
▽	164	240	1209	A	963	73	502
♥	347	1025	407	♡	3801	1098	411
\$	702	226	1306	✳ Backstitch in one strand			
▽	703	238	1307	—	310	403	2400
♀	742	303	114	—	347	1025	407

✳ Whole stitches only

Stitch count 26 (h) x 36 (w)

Design area 14-count fabric 5x6.5cm (1³/₄x2¹/₂in)



Blackcurrant jam

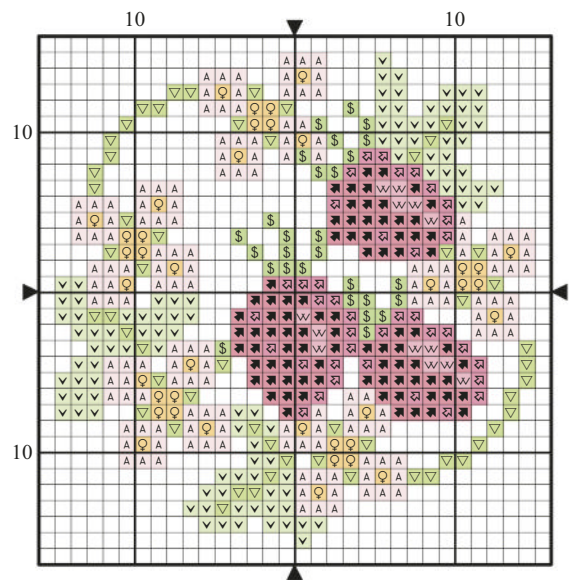
✳ Cross stitch in two strands

✳ Cross stitch in two strands

	DMC	Anchor	Madeira		DMC	Anchor	Madeira
▽	164	240	1209	⊖	3837	111	713
I	209	98	803	✳ Backstitch in one strand			
⊖	550	102	714	—	310	403	2400
\$	702	226	1306	—	347	1025	407
▽	703	238	1307	✳ Whole stitches only			

Stitch count 26 (h) x 36 (w)

Design area 14-count fabric 5x6.5cm (1³/₄x2¹/₂in)



Raspberry jam

✳ Cross stitch in two strands

✳ Cross stitch in two strands

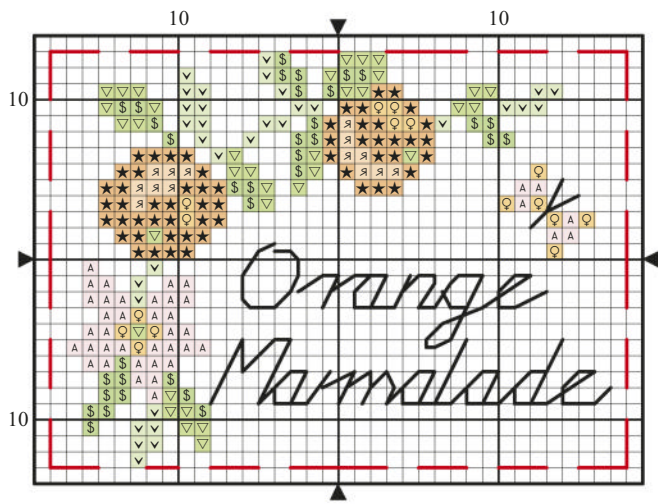
	DMC	Anchor	Madeira		DMC	Anchor	Madeira
▽	164	240	1209	\$	702	226	1306
♠	600	63	703	▽	703	238	1307
♠	602	57	702	♀	742	303	114
W	603	55	505	A	963	73	502

✳ Whole stitches only

Stitch count 31 (h) x 30 (w)

Design area 14-count fabric 5.5x5.5cm (2¹/₄x2¹/₄in)





Orange marmalade

✂ Cross stitch in two strands

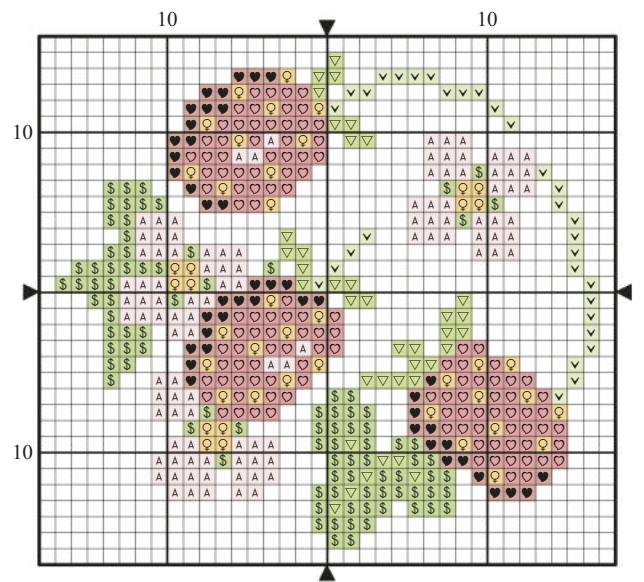
✂ Cross stitch in two strands

	DMC	Anchor	Madeira		DMC	Anchor	Madeira
▽	164	240	1209	A	963	73	502
\$	702	226	1306	★	970	925	205
▽	703	238	1307	✂ Backstitch in one strand			
Я	722	323	307	—	310	403	2400
♀	742	303	114	—	347	1025	407

✂ Whole stitches only

Stitch count 26 (h) x 36 (w)

Design area 14-count fabric 5x6.5cm (1³/₄x2¹/₂in)



Strawberries

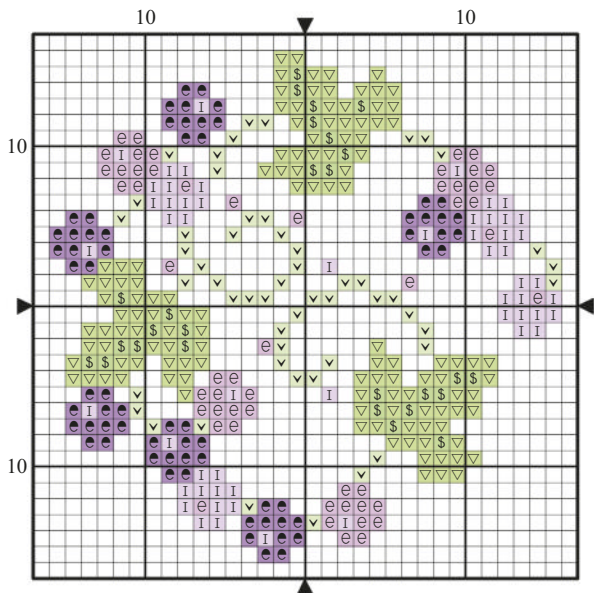
✂ Cross stitch in two strands

✂ Cross stitch in two strands

	DMC	Anchor	Madeira		DMC	Anchor	Madeira
▽	164	240	1209	♀	742	303	114
♥	347	1025	407	A	963	73	502
\$	702	226	1306	♥	3801	1098	411
▽	703	238	1307	✂ Whole stitches only			

Stitch count 31 (h) x 34 (w)

Design area 14-count fabric 5.5x6cm (2¹/₄x2¹/₂in)



Blackcurrants

✂ Cross stitch in two strands


✂ Cross stitch in two strands

	DMC	Anchor	Madeira		DMC	Anchor	Madeira
▽	164	240	1209	\$	702	226	1306
I	209	98	803	▽	703	238	1307
e	550	102	714	e	3837	111	713

✂ Whole stitches only

Stitch count 32 (h) x 32 (w)

Design area 14-count fabric 6x6cm (2¹/₄x2¹/₂in)



Blackberry jam

✂ Cross stitch in two strands

✂ Cross stitch in two strands

	DMC	Anchor	Madeira		DMC	Anchor	Madeira
▽	164	240	1209	A	963	73	502
I	209	98	803	e	3837	111	713
e	550	102	714	✂ Backstitch in one strand			
\$	702	226	1306	—	310	403	2400
▽	703	238	1307	—	347	1025	407

✂ Whole stitches only

Stitch count 26 (h) x 36 (w)

Design area 14-count fabric 5x6.5cm (1³/₄x2¹/₂in)

Meet Mr X Stitch



◀ Mr X Stitch set up his blog seven years ago and hasn't looked back



▼ This cross stitch of the Mona Lisa was used as a learning aid at last year's Handmade Fair

We chat to... Mr X Stitch

The kingpin of contemporary cross stitch takes some time out to chat to *Crazy*!

Spending his weekdays working for a children's charity, and weekends with his fiancée at their Bedfordshire home, Jamie Chalmers might seem ordinary enough. But, as a stitcher and the brains behind www.mrxstitch.com, this IT manager-turned-craft blogger is a cult cross stitch celeb! We met up ahead of his appearance at The Handmade Fair in September.

How did you first get into stitching?

About 12 years ago I was looking for a pastime for a longhaul flight and thought it would be fun. I fell for it probably for the same reasons as everyone else does – it's both creative and also meditative.



▲ Keeping it simple yet stylish in this stitched message

What made you start a blog?

After experimenting with my own cross stitch designs, I started the blog seven years ago to explore cool embroidery. I was lucky to start the site at a time when

there was little else out there, and I'm proud of how it's blossomed.

What's the best thing about being Mr X Stitch?

I've had some fantastic experiences, including lecturing at American universities and doing workshops with the V&A Museum. I love seeing new work and reminding people what an amazing art form embroidery is.

When you're not stitching, you're...

Trying out new recipes, I'm such a foodie. I'm also pretty geeky so I like new techno-gizmos and reading comics. I'm open to trying most things and recently discovered I like ballet and opera!

What will you be doing at The Handmade Fair?

Taking part in a *Mollie Makes* Mashup, where I'll be battling with Lisa Comfort



▲ Catch Mr X Stitch at the Handmade Fair in London from 18th-20th September

from Sew Over It. We're customising tote bags with whatever we can lay our hands on – it's going to be intense! I'm also running stichy workshops with up to 100 people at a time!

What else can *Crazy* readers expect to see there?

The Handmade Fair features lots of crafters and artisans, with a packed weekend of workshops covering all types of craft. There's also talks and demonstrations, all in the grounds of Hampton Court Palace, so you can enjoy the gardens when you're all crafted out!

What are you most excited about seeing at the fair?

I'll be hovering around the main stage area to see which crafty celebs make an appearance! When people like Cath Kidston and Kirstie Allsopp are in the area, who wouldn't want to say hi?

To see Mr X Stitch at The Handmade Fair, visit www.thehandmadeair.com or call ☎ 0871 230 7153 to buy tickets

SUMMER

Try a subscription

Food and Travel



5 ISSUES FOR £5
and then save 21%



5 ISSUES FOR £5
and then save 22%



5 ISSUES FOR £5
and then save 29%


Homes & Gardening



5 ISSUES FOR £5
and then save 15%



5 ISSUES FOR £5
and then save 30%



5 ISSUES FOR £5
and then save 35%

Lifestyle



5 ISSUES FOR £5
and then save 29%



12 ISSUES FOR £1
and then save 41%



5 ISSUES FOR £5
and then save 35%



5 ISSUES FOR £5
and then save 25%



5 ISSUES FOR £5
and then save 28%



5 ISSUES FOR £5
and then save 25%

Sport



5 ISSUES FOR £5
and then save 35%



5 ISSUES FOR £5
and then save 35%



3 ISSUES FOR £5
and then save 18%



3 ISSUES FOR £5
and then save 18%



3 ISSUES FOR £5
and then save 18%



3 ISSUES FOR £5
and then save 18%

SALE

from just £1*

SEE OUR
FULL RANGE
OF MAGAZINES
ONLINE

Science and Nature



5 ISSUES FOR £5
and then save 35%



5 ISSUES FOR £5
and then save 25%



5 ISSUES FOR £5
and then save 25%

Take advantage of
our great trial offers
and subscribe to your
favourite magazine
today. Or why not try
a new one?

Wedding and Parenting



5 ISSUES FOR £5
and then save 25%



£19.99 EVERY 6 ISSUES
saving 16%

Great reasons to subscribe:

- Subscriptions from just £1*
- Save up to 41% after your trial period
- Enjoy easy and convenient delivery direct to your door
- Never miss an issue
- Perfect summer reading

Your two easy ways to order:

Order online at
[www.buysubscriptions.com/
summersale](http://www.buysubscriptions.com/summersale)
or call our hotline
0844 844 0260[†]

OFFER
CODE
SS15PDA

Craft



3 ISSUES FOR £5
and then save 25%



3 ISSUES FOR £5
and then save 25%

*The Direct Debit trial offers are available for UK delivery addresses only (excluding BFPO addresses). For overseas rates visit www.buysubscriptions.com/summersale. The discount follow-on rates are also payable by Direct Debit. All savings are calculated as a percentage of the full shop price, excluding Radio Times. The Basic Annual UK Subscription Rate of Radio Times is £114. This price is for 51 issues, which includes the Christmas double issue and a contribution towards first class postage. We reserve the right to limit the number of consecutive short term trial subscriptions a customer signs up for if their subscription is repeatedly cancelled during the trial. You are free to cancel your subscription at any time – if you cancel within 2 weeks of receiving your penultimate issue you will pay no more than the trial rate, this is with the exception of Radio Times and Match of the Day, which you will need to cancel 3 weeks before the trial is due to end. Radio Times and Match of the Day subscriptions are for 26 weekly issues (6 months). This offer ends 31st August 2015.[†] Calls will cost 7p per minute plus your telephone company's access charge.

Strike gold!



Little imaginations will travel the high seas and beyond with this jolly quartet of pirate-themed finger puppets
Designed by Fiona Baker

This month, we're taking you on a swashbuckling adventure in search of treasure! Using whole stitches and backstitch only, these finger puppets are so simple, making them a great first project for kids. Once stitched, trim your design to leave a small border, then back with a piece of felt, sewing the two together.

We think these puppets would make brilliant party bag presents

Need to know

Stitch Time

5-6 hours each

Stitch Types

Whole cross stitch, backstitch

for a child's pirate party. Add a few chocolate coins and an eye patch, then set sail for fun! ●

ShoppingList...

Threads - Stranded cotton and metallic threads as listed in the key

Needle - Size 24 tapestry needle

Fabric - A piece of Zweigart 14-count white aida measuring 15x15cm (6x6in) for each design. To buy, call ☎ 0800 013 0150 or visit www.sewandso.co.uk

Extras - Wool Felt Sheets 1mm Thick in Neon Palette and Pillar Box Red felt from Blooming Felt. To buy, visit www.bloomingfelt.co.uk or call ☎ 01245 471 690

Kids'll have hours of fun playing with these colourful characters!



ReaderSays...



These finger puppets look simple to stitch and will be fun when playing with my grandkids. I think they'd also make a good gift idea.

Petrina Brenchley,
New Zealand

Crazy tip

If the puppet is too large on your child's finger, pad it with some cotton wool

Pirate finger puppets

✦ Cross stitch in two strands

	DMC	Anchor	Madeira
◡	blanc	2	2402
■	310	403	2400
☒	349	1098	212
b	435	1046	2010
⊙	725	305	113
☾	798	131	912
▽	906	256	1410
•	3774	778	306

✦ Backstitch in one strand

—	310	403	2400
—	E3852	(DMC Light Effects)	

✦ Backstitch in two strands

—	blanc	2	2402
---	-------	---	------


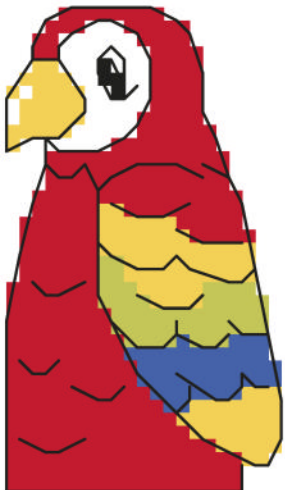
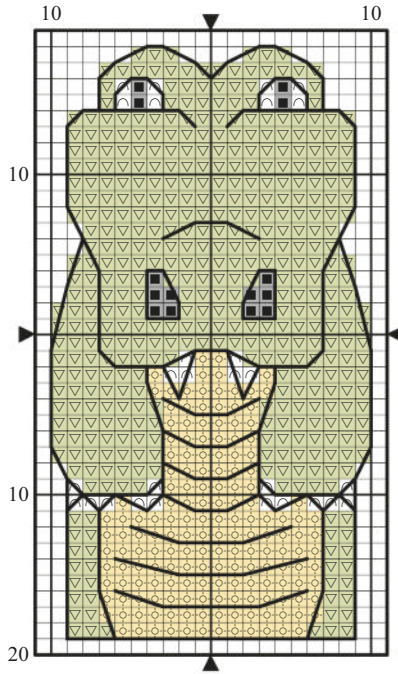

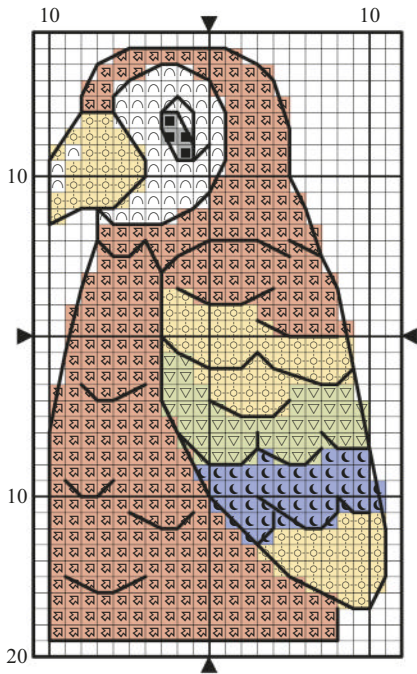
✦ Whole stitches only

Max. stitch count 37 (h) x 22 (w)

Design area on 14-count fabric
7x4cm (2½x1½in)

Stitched by Barbara Cox





Crazy Kid Stitcher!



You are a winner!
Helen
 from Eife

“My name’s Helen and I’m six years old. This is the first time I’ve tried cross stitching and I’m going to turn it into a bookmark for my mum. My aunty Cheran taught me how to cross stitch – she’s going to stitch me a mermaid with an H on!”

I’m a Crazy Kid stitcher!

Are you a kid who’s mad about cross stitch? If so, fill out the form below and send it in to us, along with a photo of you and your stitching, for the chance to feature in *Crazy!*

Name and address.....

.....

..... Postcode.....

Tel no.....

I’m a kid that’s crazy about stitching and here’s why

.....

.....

Please ask your parent or guardian to sign here

.....

Fill in and cut out this coupon (or photocopy) and send to:
Crazy Kids... Cross Stitch Crazy, Immediate Media Company Bristol Ltd, 2nd Floor, Tower House, Fairfax Street, Bristol BS1 3BN or email crazykids@cross-stitching.com



FISKARS




See Our Website

@ ~ www.goldworkembroidery.com
or ~ www.goldworkkits.co.uk



Home Embroidery Kits Canvas Work Kits Leather Threads Shipping Information Blog Reviews Contact

Goldwork Kits by Carolyn



"Knot Garden"


£32.95 incld. p&p.
Stitched Area - Approx. 18.0 cm square.

Combining Canvaswork and Goldwork techniques, Knot Garden is worked on silver canvas using beautiful colours from our range of leather, space-dyed silk thread and amethyst lined crystals.

For details of our other kits and our full range of Leather, or to order, telephone 0121 705 3031.

Pay by card or cheque to:

"Carolyn Gayton",
9 Ryefield Close,
Solihull, West Midlands, B91 1PP



Est. 2000 | Devon



Ingredients from us,
handmade by you



Soap Making Supplies
Candle Making Supplies
Starter Kits
Colours & Pigments
Fragrance & Essential Oils
Dried Herbs & Flowers
Cosmetic Bases
Moulds

LoCall: 0844 880 5381
Tel: 01237 420 872
www.thesoapkitchen.co.uk

FREE
For Every Reader

BEAUTY NATURALS
face • body • health • home



FREE 50ml jar of Evening Primrose Moisturiser worth £8.20

This light moisturiser is enriched with Avocado Oil to help improve skin tone and texture and maintain a glowing complexion.



PLUS great savings on other products from Martha Hill. Original skin care skin care enriched with essential oils and herbal extracts. Free from artificial fragrance and colour. Cruelty free and UK made.

Evening Primrose Cleanser - 150ml
(with Avocado & Cucumber)
To cleanse gently and leave skin smooth and supple.
Only £6.50 (Normal price £8.80)

Evening Primrose Nourishing Cream - 50ml
(with Wheatgerm & Sesame Oil)
Extra rich, moisturising night cream.
Only £7.00 (Normal price £9.70)

Gardeners Rescue Cream - 100ml
(with Sweet Almond Oil & Wheatgerm)
An extra rich nourishing hand cream to restore moisture and soothe dry skin.
Only £7.00 (Normal price £9.50)

Foot Treatment Cream - 100ml
(with Tea Tree Oil & Beeswax)
Extra rich to help soften hard skin and soothe sore rough patches.
Only £6.50 (Normal price £8-50)

How To Order

To claim your free Evening Primrose Moisturiser. Complete the coupon and include £1.90 payment to cover post and packing. Please make cheques payable to Beauty Naturals. Readers ordering any of the discounted products will automatically receive the free gift (no postage required).

Post to:

Beauty Naturals/CrossStitch, 11 Kingsmead, Kings Cliffe, Peterborough, PE8 6YH.

Online: Go to www.beautynaturals.com/cross

By Telephone (if ordering additional products):
Call Freephone 0800 980 6665 for card payments.

Free Evening Primrose Moisturiser only
(I enclose a cheque for £1.90 to cover p&p.)

Product	Price	Qty	Total
E Primrose Cleanser	£6.50		
E Primrose Nourishing cream	£7.00		
Gardeners Rescue Cream	£7.00		
Foot Treatment Cream	£6.50		

Grand Total

Name _____

Address _____

Postcode _____

Daytime telephone no _____

e-mail _____

ClassifiedDirectory

ONLINE

www.debscrossstitch.co.uk

Cross stitch kits, Fabric, Gold Plated Needles, Threads, Aperture Cards and Knitting and Crochet Patterns now available

Tel: 01253 771230

DP
Software

www.dpsoftware.co.uk
Cross Stitch Design Software

All orders will be posted free of charge within the UK

www.dkhcreations.co.uk



APERTURE CARDS

For Every Occasion - www.craftcreations.com

MAIL ORDER



DMC Threads
8 Meters on Large
Bobbins **40p Each**
+ Postage at cost



**All 447 Plain
DMC Colours**
in two
Presentation Boxes
ONLY £145
+ £14 Special
Delivery

www.leisurecraft-tewkesbury.com
Telephone: 01684 297586

To advertise
here, contact



**Anna
Summerson**
on 0117 314 8326

YORKSHIRE

**SUNKEN
TREASURES**



Now Selling Gifts

The Elms, Sunk Island Road,
Otrtringham, Hull, HU12 0DX
Tel: 01964 626310 / 07872 603349
email: sunkentreasures@live.com
www.sunkentreasures.co.uk

Needlecraft Shop & Website
Kits - Wool - Fabric - Threads - Beads
and much more...
Opening times: Tues - Sat 10am - 4pm



ZWEIGART®

Easy Stitch



- ✓ Bellana „3256“ and Lugana „3835“
- ✓ Needlework idea No. 104/271 EASY STITCH
- ✓ ZWEIGART® - discover a unique fabric and color range

ZA 367e

For stockists contact:

HeeBee | Tel. 01565 872 225

Heritage Crafts | Tel. 01889 575 256

Sewandso | www.sewandso.co.uk

www.zweigart.com

Enter to WIN!

Send us a postcard, drop us a text or enter online for a chance to win great prizes!

OVER
£1044
OF PRIZES TO
BE WON!



25 PRIZES
worth
£250

Fantastic Ribbons accessories!

If you love embellishing your stitching with gems and buttons, you'll adore online store Fantastic Ribbons at www.fantasticribbons.com. We're giving away 25 bundles of their beautiful buttons, including a mix of mother of pearl and shell buttons, perfect for all your crafty needs! For the chance to win, text **CSC206BUTTONS** your name, postal address and email address to **87474** (texts will be charged at 50p plus your standard network rate) or label your postcard 'Fantastic Ribbons 206 giveaway'.

Craft Department goodie bag!

Get ready for autumn with a fab goodie bag from Craft Department! Containing a Debbie Cripps Autumn Leaves kit, a pack of aperture cards, DMC 14-count Iridescent Gold aida, a pack of Artemio buttons and five packs of Madeira thread, there's plenty to keep you busy! To see Craft Department's full range, visit www.craftdepartment.com. To win one of 12 bundles, text **CSC206CRAFT** your name, postal address and email address to **87474** (texts will be charged at 50p plus your standard network rate) or label your postcard 'Craft Department 206 giveaway'.


12 PRIZES
worth
£244



10 PRIZES
worth
£250

Madeira goodies!

We're offering 10 readers the chance to win a Madeira pack including scissors, a thread tidy, five spiral packs of Mouliné, four spiral packs of Mouliné Metallic, five spiral packs of Decora, five spiral packs of Metallic No.10 and an embroidery hoop! See the full range at www.madeira.co.uk. For the chance to win, text **CSC206MADEIRA** your name, postal address and email address to **87474** (texts are charged at 50p plus your standard network rate) or label your postcard 'Madeira 206 giveaway'.



15 PRIZES
worth
£300

Stitching, Sewing and Hobbycraft Show tickets!

We've teamed up with the Stitching, Sewing & Hobbycrafts Show to offer 15 readers the chance to win a pair of tickets to this fab event. At EventCity, Manchester from 10-12th September 2015, you'll find the latest from the worlds of knitting, papercraft, quilting and more! For further information, visit www.ichfevents.co.uk or call **01425 272 711**. For the chance to win, text **CSC206STITCH** your name, postal address and email address to **87474** (texts will be charged at 50p plus your standard network rate) or label your postcard 'Craft Show Tickets 206 giveaway'.

Terms and conditions

For individual competitions, texts are charged at 50p plus your standard network tariff rate. To enter by post, please write your name, address and chosen competition on a postcard and send it to: *Cross Stitch Crazy* 206, 2nd Floor, Tower House, Fairfax Street, Bristol BS1 3BN. The closing date for all entries is 11.59pm on the 1st September 2015.

Promoter: Immediate Media Company Bristol Ltd. Promotion excludes Immediate Media employees. Open to UK residents only. By entering, you agree to be bound by the rules of the promotion. Only one entry per person, per competition allowed. No responsibility accepted for lost, delayed, ineligible or fraudulent entries. Winning entries chosen at random from all eligible entries. Winners notified

within 28 days of closing date. The draw is final, no correspondence will be entered into. For details of winners, send an SAE within two months of closing date. If any winner cannot be contacted within one month of the closing date, the promoter will offer the prize to a runner-up. The promoter reserves the right to substitute the prize with one of the same or greater value, with no cash alternative. By

entering this competition you agree to receive newsletters, future offers and promotions from Immediate Media Company Ltd and related third parties. If you do not want to receive this information, please add 'NO INFO' at the end of your text message or on your postcard. For customer care issues, please call the *Cross Stitch Crazy* team on **0117 927 9009**.

You can also enter for free online at www.cross-stitching.com/win

Track it Down



Sherlock Anne's on hand to track down the designs you crave. Send her your requests today!

To love and to cherish

A while back I spotted a wedding sampler featuring two swans making a heart shape. I'd love to stitch it for my cousin's wedding next spring but I can't find it anywhere on the internet. Can you help me please?
Sharon Corbert, Eastbourne

Swans are a symbol of love and affection and mate for life, making them the perfect motif for newlyweds. This Wedding Sampler with Swans by Lifetime Samplers is worked mainly in whole stitches, with a fair amount of intricate backstitch, particularly for the wording. The lettering is worked in deep burgundy and raspberry tones,

but as the design is available to buy as a chart on its own, you could change this to suit the couple's colour scheme. To buy a kit for £26.50, or a chart for £7.95, visit www.lifetimesamplers.co.uk or call ☎ 0115 940 6968.



Bathing beauty

It's a running joke in our household that my husband never bathes our dog – it's always left to me. Do you know if there are any kits featuring a dog in a bath that I could stitch for him as an anniversary gift?
Yvette Reynolds, Southampton

How about Arthur's Bath from Goldleaf Needlework's Here Come The Pups range, Yvette? This fun design is stitched on green 14-count aida and worked mainly in whole

stitches, with some fractionals, half stitches and backstitch, as well as a single French knot for the duck's eye. You can choose a chart for £6 or kit for £17.50 from www.goldleafneedlework.co.uk, or call ☎ 01482 571 120 if you prefer to order by phone.



Track it down for me...

Please find the following design for me – I'm crazy for it!
 (Continue on another sheet if necessary)

The design I want and why

.....

My name and address.....

.....

Email

Tel.....

Fill in and cut out this coupon (or photocopy) and send to:
Track it down, Cross Stitch Crazy, Immediate Media Company Bristol Ltd, 2nd Floor, Tower House, Fairfax Street, Bristol BS1 3BN or email trackit@cross-stitching.com

Holiday memories

It's been 10 years since my husband and I honeymooned in St Lucia. We hope to go back one day but while we save up, do you know of any designs I could stitch of this beautiful Caribbean island?
Sarah Rose, Oldham

Here you go, Sarah! Bring St Lucia by John Clayton to life in stitches so you can enjoy a little bit of tropical sunshine in your home all year round. This stunning design is worked predominantly in whole stitches, with some fractional stitches to add detail to the greenery, sea and boats, plus a small amount of backstitch for the sail. The design measures 31x11cm (12x4½in) when worked on the 14-count ivory aida included with the kit. Buy it now for £29.99 from www.hcrafts.com or call ☎ 01889 575 256 to find your nearest stockist.



Crafty like a fox

I have a soft spot for foxes and would really love to stitch a family of them, but I haven't been able to find a design anywhere. Please can you help, Anne?
June McGuire, Hertfordshire

I've found you two offerings from Permin to choose from, June. Fox and Cubs (top) measures 35x25cm (14x10in) when stitched on the 14-count aida included in the kit, and costs £22.73. To buy, go to www.sewandso.co.uk or call 0800 013 0150. However, if you like cartoon-style designs, you may prefer the stylised Fox and

Family (bottom), which measures 15x36cm (6x14in) when stitched on 14-count aida and costs £14.10. Visit www.stitcher.co.uk or call 0161 464 7310 to buy.



Beary sweet

My daughter is having her first baby later this year and I'd love to stitch her a height chart as a gift. She's always loved Tigger from Winnie the Pooh. Do you know of any Tigger height charts at all, Anne?
Claudette Morgan, Pontypridd

I haven't been able to find any height charts featuring Tigger by himself, Claudette, but I did come across this Reach for the Sky

Height Chart kit from Anchor that I thought you might like. The adorable design would be suitable for a girl or boy and comes with an alphabet chart so you can personalise your stitching once the little one arrives. Plus, the measurements on the chart go up to 140cm (55in) so it'll record your grandchild's height for many years to come, and provide a lovely memento for their parents. This kit has been discontinued by Anchor for a while now, but is available to buy for £27.99 from www.sewingcafe.co.uk or by calling them on 01892 671 103.



Chart choice

This month: *Positive quotes*

Bring a smile to a loved one's face with one of these happy-go-lucky stichy sayings

Take time to smile

£8.95, Smile Typographic by Stitchrovia
www.stitchrovia.etsy.com

This chart features the phrase 'Smile and the whole world smiles with you' and, let's face it, it's impossible to resist raising a grin when you clap eyes on any of Emma Congdon's wonderfully stylish designs! Buy this chart and you can download it straight to your computer, plus it's worked entirely in whole stitches.



Everything is possible

\$6 (approximately £4), Impossible by Satsuma Street
www.satsumastreet.etsy.com

This inspirational quote from Nelson Mandela would make a lovely gift for someone special who is embarking on a new journey. Worked in whole stitches and backstitch only, we think this simple project will look lovely stitched on linen.



An act of kindness

£4.46, Be Kind Always by Lizzie Kate
www.sewandso.co.uk ☎ 0800 013 0150

Lizzie Kate charts never fail to cheer us up and Be Kind Always is no exception. The design is worked in just eight shades, which could easily be adapted to suit your colour preferences or leftovers in your stash. A button for the flower centre is included in the pack.



Every little thing

£10, Enjoy the Little Things by Felicity Hall
www.felicityhall.co.uk

This bright chart by contemporary designer Felicity Hall is guaranteed to add a splash of colour to your home! The key includes a shade card with suggestions for standard DMC thread as well as Appleton and Anchor tapestry wool codes, in case you fancy trying your hand at a chunky wool cushion.




Drink up!

My best friend Charlotte loves coffee and we often giggle about her addiction! I'd like to stitch her something coffee-related and fun for her birthday. Do you know of any designs suitable for coffee-lovers, Anne?
Rachel Wiverton, St Agnes

I've found two different designs for you to choose from, Rachel. A Dictionary of Coffee kit from Bothy Threads (right) features

nine quirky coffee illustrations that are sure to make Charlotte smile! Order for £29.99 from www.bothythreads.com or call 01900 828 844. Or, if you're looking for something a little more chic, this coffee pot chart (far right) would also make a lovely gift. It was featured in issue 119 of our sister magazine *Cross Stitch Gold* – order a back issue for £6.35 from www.subscribeonline.co.uk/immediate/backissues or by calling 0844 844 0385.



Challenge

Lucie

Crazy designer Lucie Heaton loves to bring your ideas to life, so send in yours today!



Doctor's orders

My daughter has recently been poorly and spent some time in hospital. Now she's home, I'd love to stitch a card to say thanks to all the staff who were so helpful. Please could you chart me a cute bear wearing a doctor's coat, Lucie?

Alice Jennings, Fife

Of course, Alice. My pleasure!
Lucie

Doctor bear

✳ Cross stitch in two strands


	DMC	Anchor	Madeira
∩	blanc	2	2402
⌘	318	399	1801
⌘	414	235	1714
N	436	1045	2011
b	437	362	2012
я	738	367	2013
s	739	366	2014
■	3799	236	1713

✳ Backstitch in one strand

—	3799	236	1713
---	------	-----	------

✳ Whole stitches only

Stitch count 36 (h) x 23 (w)
Design area on 14-count fabric
6.5x4cm (2½x1¾in)



Maple leaf and thistle

✳ Cross stitch in two strands

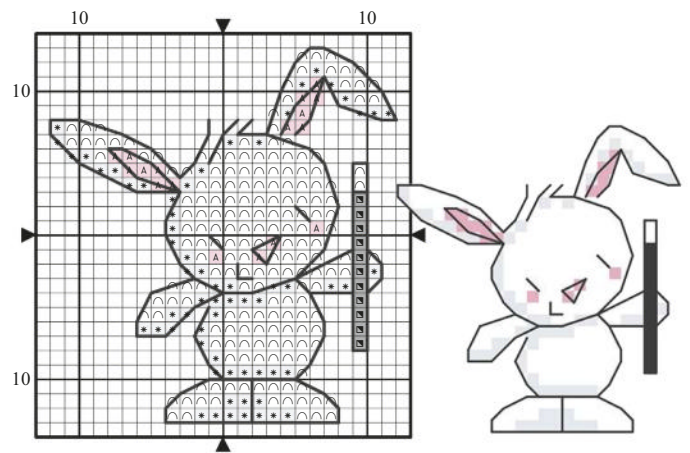
	DMC	Anchor	Madeira
I	210	108	802
я	349	1098	212
⊖	553	98	712
◆	911	205	1214
▽	954	203	1207

✳ Backstitch in one strand

—	3799	236	1713
---	------	-----	------

✳ Whole stitches only

Stitch count 26 (h) x 38 (w)
Design area on 14-count fabric
5x7cm (1¾x2¾in)



White magic

Please could you make my day by designing a chart of a rabbit holding a magic wand, Lucie? My friend is a magician, and I'd love to be able to stitch this as a card for his birthday!

Charlotte Austin, Horsham

As if by magic, your chart has appeared, Charlotte!
Have fun stitching it.

Lucie

White rabbit

✳ Cross stitch in two strands

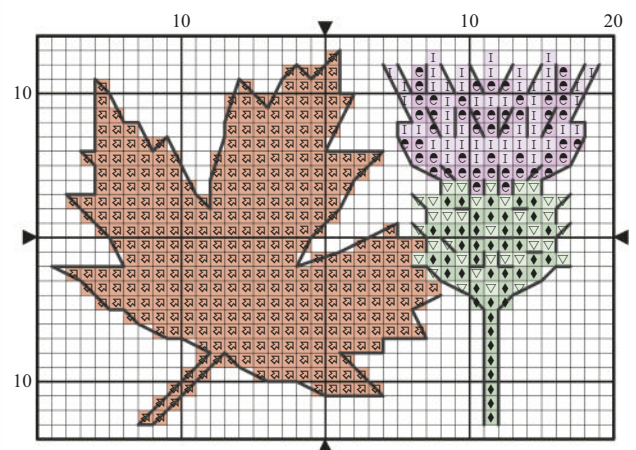
	DMC	Anchor	Madeira
∩	blanc	2	2402
A	604	55	614
*	762	234	1804
■	3799	236	1713

✳ Backstitch in one strand

—	3799	236	1713
---	------	-----	------

✳ Whole stitches only

Stitch count 26 (h) x 24 (w)
Design area on 14-count fabric
5x4.5cm (1¾x1¾in)



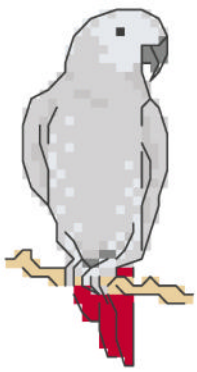
Golden couple

I'm stitching a golden wedding anniversary card for my friends in Canada. They're Scottish and are Canadian citizens now, so please could you chart a thistle and a maple leaf for me to include in the design? Thank you!

Mary Martin, Isle of Lewis

What a lovely idea, Mary.
Here you go!
Lucie





African grey parrot

✂ Cross stitch in two strands

	DMC	Anchor	Madeira
🔍	318	399	1801
🔍	349	1098	212
🔍	414	235	1714
J	415	398	1802
b	437	362	2012
*	762	234	1804
■	3799	236	1713

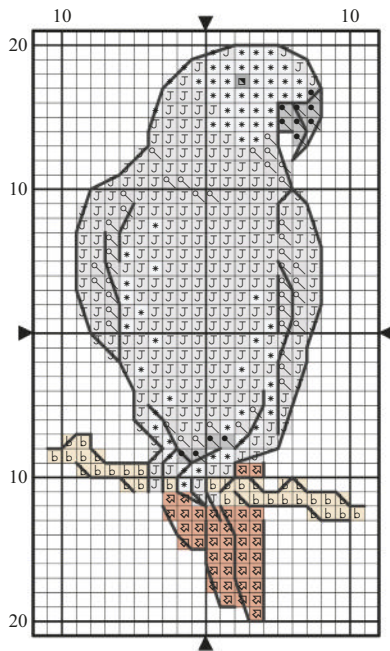
✂ Backstitch in one strand

—	3799	236	1713
---	------	-----	------

✂ Whole stitches only

Stitch count 40 (h) x 22 (w)

Design area on 14-count fabric
7.5x4cm (2³/₄x1¹/₂in)




Feathered friend

A friend of ours was widowed recently and her husband had owned an African grey parrot who is now a great comfort to her. Please could you design one for me to stitch for her?

Jenny Prebble, Surrey

This fine fellow will be a lovely surprise for your friend, Jenny.

Lucie



Little library

Can you help me, Lucie? My grandson is only six but loves to sit with me when I'm stitching for him, and he's asked me to stitch a badge for his book bag. Could you chart me a stack of books with 'Tom' underneath?

Sue Sedgeworth, Wimbourne

I hope Tom will like this, Sue.

Lucie



Books

✂ Cross stitch in two strands

	DMC	Anchor	Madeira
∩	blanc	2	2402
🔍	349	1098	212
♥	351	10	214
🔍	799	145	910
τ	800	144	908
\$	912	209	1213
▽	954	203	1207

✂ Backstitch in one strand

—	3799	236	1713
---	------	-----	------

✂ Whole stitches only

Stitch count 37 (h) x 39 (w)

Design area on 14-count fabric
7x7cm (2¹/₂x2³/₄in)

Lighten up

I'd love a design of a lighthouse on a rock for my mum who has a new denim jacket, and says it's too plain. She'd really like a lighthouse as when my brother was a little boy, he made a similar request and refused to wear his new shorts until she'd embroidered a picture of a lighthouse on a rock onto them!

Laura Williams, Surrey

What a great memory, Laura. This made me giggle!

Lucie

Lighthouse

✂ Cross stitch in two strands

	DMC	Anchor	Madeira
∩	blanc	2	2402
🔍	318	399	1801
🔍	349	1098	212
♥	351	10	214
🔍	414	235	1714
☀	726	295	109
*	762	234	1804

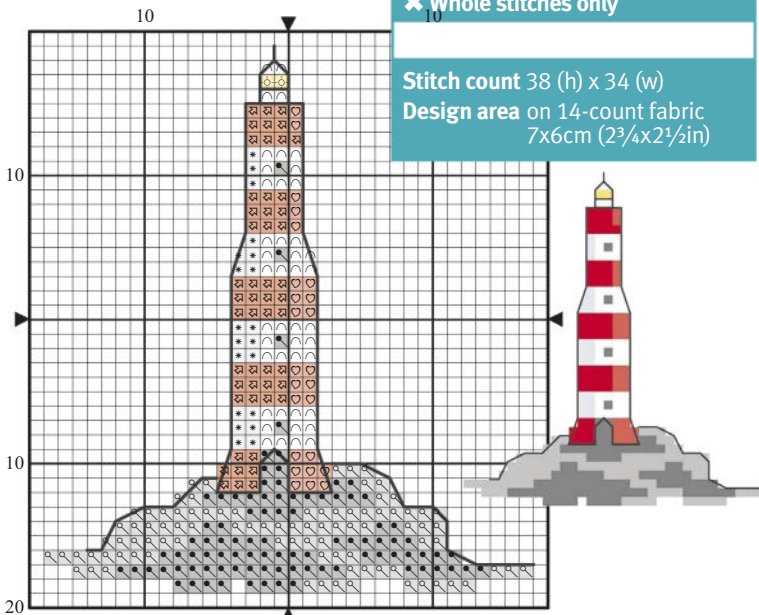
✂ Backstitch in one strand

—	3799	236	1713
---	------	-----	------

✂ Whole stitches only

Stitch count 38 (h) x 34 (w)

Design area on 14-count fabric
7x6cm (2³/₄x2¹/₂in)



I challenge Lucie...

If there's something you would like to have charted, challenge me, Lucie, and I'll come up with the goods. Please note, I can only fit in fairly small designs and for copyright reasons I'm unable to chart characters from films and TV – but go on, make it something crazy!

My chart request

I'd like this chart because

Your name and address.....

Fill in and cut out this coupon (or photocopy it) and send it to:

Challenge Lucie, Cross Stitch Crazy, Immediate Media Company Bristol Ltd, 2nd Floor, Tower House, Fairfax Street, Bristol BS1 3BN, or email challengelucie@cross-stitching.com

In Crazy next month

On sale from 6th August

FREE*
HELZ HOT AIR
BALLOON
CARD KIT!

*Free gifts available with print edition only



All this

**Hello,
hare**

Little fans of
*Guess How
Much I Love
You* will adore
this oh-so-
cute cushion!



Parisian chic

Elegant shop fronts you'll love

Fall for autumn

Cosy up with these charming
gift ideas in rustic shades



Natural wonder

Capture the hummingbird's delicate beauty in this design from April Rose Illustration



Sweet as honey


7 stylish cards to make a buzz



and more in issue 207

Happy hoops

Get kids into stitching with this fun framing trick that's quick and easy!



My family tree

Create your own piece of living history

Available from all good newsagents.
To subscribe, call ☎ 0844 844 0388
or turn to page 32 to find out more

Contents are subject to change

Cross stitch

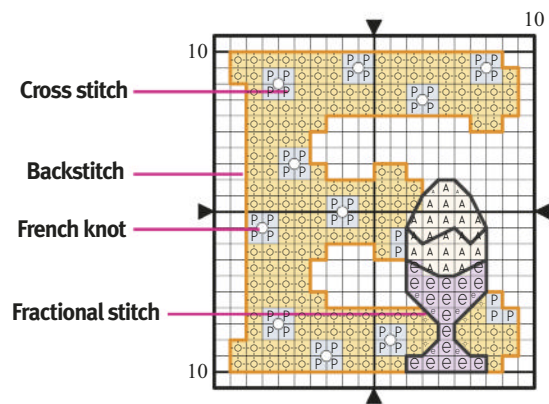
How To

Start stitching today with Technical Editor Anne's handy guide



Understanding charts and keys

Follow the steps below for an introduction to getting started, then use the simple instructions opposite to learn each stitch!



Symbol and colour that corresponds to the chart

Type of stitch and number of strands

Stitch count – how many stitches high and wide the design is

E is for egg

✕ Cross stitch in two strands

	DMC	Anchor	Madeira
✕	209	98	803
⦿	743	302	113
A	948	892	306
P	3755	140	1013

✕ Backstitch in one strand

—	741	304	202
—	3799	236	1713

✕ French knots in one strand

○	blanc	2	2402
---	-------	---	------

✕ Contains fractionals

--	--	--	--

Stitch count 20 (h) x 18 (w)
Design area on 14-count fabric
3.5x3cm (1 1/2 x 1 1/4 in)

Design area – what the design will measure when stitched on the specified fabric

The three main brands of thread we use. The first column is always the one that we've used to stitch the design

Thread number represented by the symbol

Reading the chart

Our charts are printed with coloured squares containing a symbol that represent squares to be stitched on the fabric. The key alongside the chart will tell you what colour thread each symbol corresponds to, so you know which one to thread your needle with (see right).

Where to start

The centre of our cross stitch charts is marked out using small arrows on the edge of each side of the chart. This is the best place to start stitching, so you end up with the design in the middle of the fabric. To find the centre of your fabric, fold it in half horizontally, open it up and fold it vertically. When you open the fabric again, you'll find the creases mark the centre.

Following our keys

All our charts are accompanied by keys that tell you how many strands of thread to stitch in (each length of stranded cotton contains six strands), the thread colours needed (listed in numbers), whether there are backstitch lines, French knots or fractional stitches (see page 81 for details of how to work these), and the size of the design. The thread numbers listed in the first column of the key refer to the brand that we've used to stitch the design, then numbers for two other brands of threads are given. These are not always exact equivalents, but are the closest colour match available.

Finding what you need

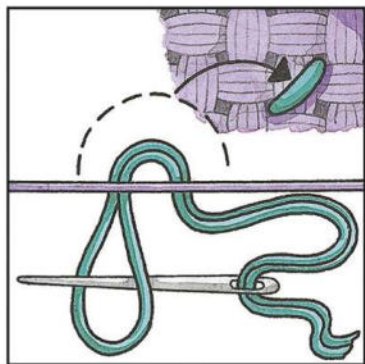
Each project includes a shopping list telling you what needle you'll need, and the type and size of fabric required. It'll also include the sizing or details of other products you'll need to frame or finish it in the same way we have.



Perfect for beginners

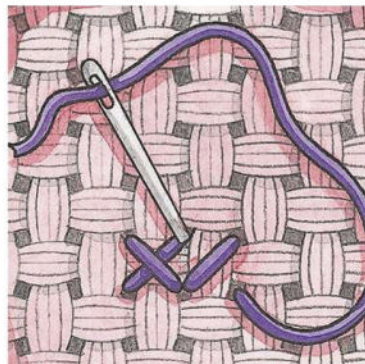
Small, quick-to-stitch designs, such as the letter E opposite, are ideal to try if you're new to stitching. For more simple designs, take a look at these:

- ▶ PAGE 16 September panda
- ▶ PAGE 20 School gift ideas
- ▶ PAGE 34 10 cute frogs
- ▶ PAGE 45 Folk-style abc
- ▶ PAGE 61 Jam jar labels



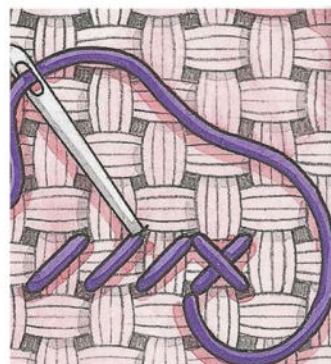
Getting started

The loop method is the neatest way to start stitching, but can only be done with an even number of strands. Cut a 40cm (16in) thread length, then fold one strand in half. Thread the needle with the ends, forming a loop, and bring the needle up through the fabric. As you take it back down, pass it through the loop and pull firmly to secure.



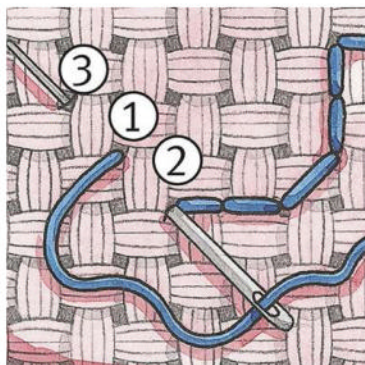
Cross stitch

You'll need to make a whole cross stitch for each coloured square on the chart. Bring the needle up at the bottom left corner of a square and down at the top right corner. This is called a half cross stitch. Bring the needle up again at the bottom right corner and back down at the top left to finish off the whole cross stitch.



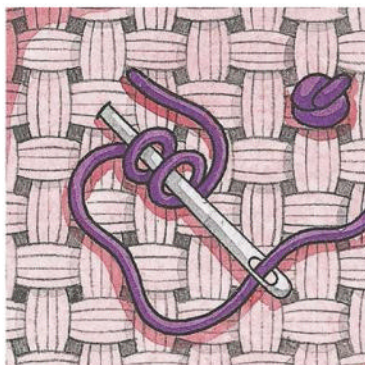
TIP Working a row of half cross stitches, then completing the cross stitch on the return journey, is a quick way to work, especially when stitching blocks of colour (see diagram above).

TIP Work each half cross stitch in the same direction, so the top 'arms' of your cross stitches all face the same way.




Backstitch

Backstitch is shown by a coloured line and is added to stitching to create detail. Work the backstitch over individual blocks on aida, or pairs of threads on evenweave. Bring the needle up through the fabric at 1 and take it down at 2, up at 3 and so on, so that you are working back on yourself.



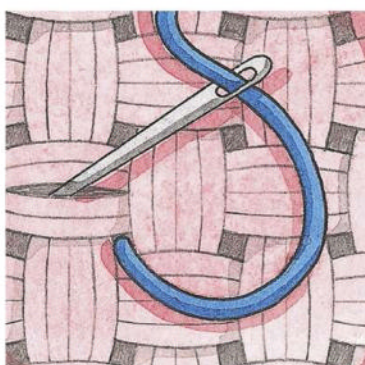
French knots

French knots appear as dots on your chart. Bring the needle up through the fabric, hold the thread down with your left hand and wind it round the needle twice. Still holding the thread taut, take the needle down one thread or part of a block away. Pull through until a neat knot is formed.



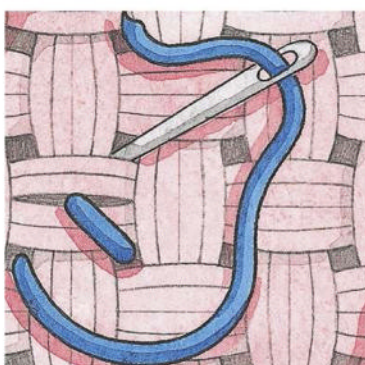
Spotting fractionals

A fractional stitch is represented on a chart by a smaller version of the main symbol, in a corner of the square. It will show you which corner the fractional stitch should occupy. Quarter and three-quarter stitches are shown in the same way on your chart.




Fractional stitches

To make a quarter stitch, bring the needle up at the corner of a square and take it down through the centre, halfway across the diagonal, splitting the aida block (above left). To turn this into a three-quarter stitch, make a half cross stitch across the other diagonal of the square (above right). This



creates a half cross stitch across the quarter stitch. If you have to make two fractional stitches back-to-back in the same square, you'll need to decide which is a quarter stitch and which is a three-quarter stitch. Usually, the three-quarter stitch is made in the foreground colour of the design.



Finishing your thread

Once you've finished stitching, finish off your threads by running your needle through the back of several stitches that you've already completed. Snip off the ends neatly with a sharp pair of embroidery scissors, as close to your fabric as possible.

AFGHAN – a woollen blanket or rug with areas for cross stitching

AIDA – the most common cross stitching fabric, made up of threads woven in blocks rather than singly

AIDA BAND – a thin strip of aida with a decorative edge, used to adorn towels, bookmarks, etc. Comes in various widths

APERTURE – the space through which a design is shown (mainly on cards and in frames)

BEADING NEEDLE – a long, fine needle that slides easily through seed and bugle beads

DESIGN AREA – the measurement of the finished design, depending on the count of fabric used

EVENWEAVE – fabric made from evenly-spaced woven threads. It's softer and more flexible than aida

FABRIC COUNT – the number of holes per inch (HPI) on your fabric. The higher the number, the finer your fabric will be

FABRIC SIZE – the size of fabric needed for the design, including allowance for framing

FRACTIONAL STITCH – stitches made from a quarter or three-quarters of a cross stitch

HALF STITCH – the first arm of the cross. Used to give a less dense stitch to lighter areas

HOOP – a plastic or wooden circular frame that holds your fabric taut while you stitch on it

JOBELAN – one of the most widely used types of evenweave fabric

KEY – a list of all the threads and stitches used in a design, and their respective chart symbols

LONG STITCH – long backstitches that extend over larger areas of the fabric, to depict sky or grass etc

PERFORATED PAPER – toughened paper, perforated with tiny holes

PETIT POINT – tiny stitches, one quarter the size of a cross stitch, for detailed areas of stitching

PLASTIC CANVAS – a plastic alternative to fabric, ideal for making decorations and bookmarks

SAMPLER – traditional stitching, demonstrating a variety of stitches

SATIN THREADS – silky threads that add a subtle sheen

SKEIN – an 8m length of stranded cotton, divisible into six strands

STITCH COUNT – the number of stitches (vertical and horizontal) that make up a design

STITCHING OVER TWO – term used to describe stitching over two threads on evenweave fabric

WADDING – padding used to add depth to stitching when it's mounted inside cards

WASTE CANVAS – loosely woven fabric, held together with soluble glue. Often used to add designs to clothes and softer fabrics

WHOLE STITCH – a complete cross stitch as opposed to half, quarter and three-quarter stitches

Teabreak



4			5				7
		6			8		2
	3		6			9	
				5		6	7
	8		3				
5	4			9			3
					3	8	9
	6			1			2
7		1			4		

Fill in the blanks in the grid so that every row, column, and 3x3 box contains the numbers 1-9.

Solve the puzzle and win this sweet kit!

Once you've completed the grid, text* the three numbers in the blue squares for a chance to win this pretty Butterfly Tea Room cross stitch kit from Stitch Kits worth £24! To buy, visit www.stitchkitslondon.co.uk.


TO ENTER: *Text **CSC206SUDOKU** followed by your answer, name, email address and postal address to **87474**. Texts will be charged at 50p plus your standard network rate. For full terms and conditions turn to page 73. To enter by post, send your answer, name and address on a postcard to: *Crazy 206 Sudoku*, Immediate Media Company Bristol Ltd, 2nd Floor, Tower House, Fairfax Street, Bristol BS1 3BN. The closing date for entries is 1st September 2015.



Celeb wordsearch solution

The missing word is **MONEYBALL**

The Buttons... Bev, Nev and co will have you in stitches! *By Rhys Reed*



Coleshill Accessories

www.coleshillaccessories.co.uk



Pinking Shears
Lightweight, super sharp.
Best quality!
Best price!
£17.95



Handeze Gloves

Relieve pain from arthritis, tendonitis, carpal tunnel etc. while stitching or knitting.

Available in **beige** or **slate blue** with or without the extra wrist strap, which gives more support.

To measure for size place hand on piece of paper. Mark the paper each side of the knuckles, at the base of the fingers. Measure the distance between the 2 marks and select size.

2.0" - 2½"	51 - 64mm	Size 2
2½" - 3¼"	64 - 78 mm	Size 3
3¼" - 3¾"	78 - 91 mm	Size 4
3¾" - 4½"	91 - 105mm	Size 5


Regular £19.95 Wrist Support £20.95



Magnifying Chart Aid

Keep your place on a cross stitch chart. Place the metal board under your chart and the magnifying clear plastic square on top. The red grid lines keep your place as you stitch. The corner magnets hold needles and scissors securely.
Size 10cm x 8cm.

Complete Chart aid £15.95
Magnifying Top only £10.95



Needle Park Avenue

Stitch faster by parking your working threads on the Needle Park. Have more needles threaded and darn in your threads less often. Magnetic

£7.95



De Luxe set of Knit-Pro Interchangeable needles

in tough, rainbow coloured birch. The birch wood tips screw into the cables, enabling you to change size quickly and economically. You can knit round or straight. Great for arthritic hands.

Has 8 pairs of needles sizes 3.5, 4.0, 4.5, 5.0, 5.5, 6.0, 7.0, 8.0mm. and 4 cables to make 60, 80, 100 and 120 cms circular needles.!

£59.95



Master Seat Stand

A sit-on stand to hold any type of frame up to 18". Does the job of a floor stand with the versatility of a seat stand.

Height and angle fully adjustable.

Folds flat for travel and storage.

£39.50

Tail Catcher

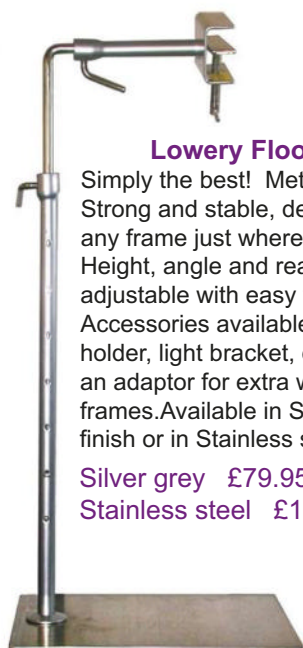
Secures the end of your thread when it is too short to use a needle. Thread the loop through your stitching, hook the short thread into the loop & pull through.

Not suitable for wool.

Choose from:-

- Bee
- Celtic,
- Butterfly,
- Tortoise,
- Kingfisher

£21.95



Lowery Floor Stand

Simply the best! Metal construction. Strong and stable, deep clamp holds any frame just where you want it. Height, angle and reach fully adjustable with easy to use levers. Accessories available include chart holder, light bracket, daisy dish and an adaptor for extra wide frames. Available in Silver grey satin finish or in Stainless steel

Silver grey £79.95
Stainless steel £139.99

Postage & packing. Orders up to £12 - £2.95 . Orders £12 to £25 - £3.95. Orders over £25 - £4.95

Order from Siesta Frames Ltd (Please make cheques payable to Siesta Frames Ltd)
Unit D. Longmeadow Ind.Est. Three Legged Cross, Wimborne. BH21 6RD
Telephone. 01202 829461 www.coleshillaccessories.co.uk
Other items available at www.siestaframes.com



HERITAGE Crafts

Working with talented artists to produce beautiful counted cross stitch designs



Morning Calm by Karen Carter
16 x 16cm



Harbour View by Karen Carter
16 x 16cm




Megan in Miniature by John Clayton
13 x 13cm




Sarah in Miniature by John Clayton
13 x 13cm



Quiet Moorings by Karen Carter
16 x 16cm



Harbour Wall by Karen Carter
16 x 16cm



Are We There Yet? by Karen Carter - 20 x 11cm



Beach Huts by Karen Carter - 20 x 11cm



Sitting Pretty by Valerie Pfeiffer - 20.5 x 9cm



Fox Cub by Susan Ryder
6.5 x 6.5cm



Westie Puppy by Susan Ryder
7 x 7cm



Pig by Susan Ryder
6 x 7.5cm




Lamb by Susan Ryder
6.5 x 6cm



Duckling by Susan Ryder
5 x 7cm



Fawn by Susan Ryder
7 x 7cm



Christmas Toy Shop by John Clayton - 31 x 22cm

Please contact us if you'd like a copy of our latest catalogue!

You can see our full range of cross stitch kits, charts & fabric at www.hcrafts.com

Heritage Crafts Ltd. Redbrook Lane, Rugeley, Staffordshire WS15 1QU

Telephone : 01889 575256 Email : enquiries@hcrafts.com



[www.facebook.com/
heritagecraftsltd](http://www.facebook.com/heritagecraftsltd)



[www.twitter.com/
heritagecrafts](http://www.twitter.com/heritagecrafts)

Quick to stitch
SCHOOL GIFTS

£1,068
in prizes to
be won!*



2 FREE GIFTS
Handy cross stitch tips book
PLUS bonus bookmark chart!

www.cross-stitching.com

Cross Stitch CRAZY

For cross stitch
addicts just like
YOU!



Vintage style

Impress with pretty florals



Make a wish!

Spread some fairy magic



Summer fun

Stitch these happy-go-lucky kitties today!



September 2015/
Issue 206 £4.99
IMMEDIATE
MEDIA

Cute cards for
first occasions



Try this fab
folk art abc



Oh-so-easy
finger puppets!



Create sweet
seasonal gifts